

**CITY OF PLACERVILLE  
MEASURES H/L SALES TAX COMMITTEE MEETING  
AGENDA**

**MONDAY, April 17, 2023  
OPEN SESSION: 6:00 PM**

TOWN HALL  
549 MAIN STREET, PLACERVILLE, CA 95667



2023

Mickey Kaiserman, Chairperson  
Susan Rodman, Vice-Chairperson  
Garry Silvey, Secretary  
Thomas Cumpston, Committee Member  
Elizabeth Zangari, Committee Member  
Ryan Carter, Alternate Committee Member

**Advance Correspondence/Written Comments:** You may submit your comments by e-mail to the Staff Liaison at [dwarren@cityofplacerville.org](mailto:dwarren@cityofplacerville.org), or you may submit your comments in-person at the Finance Department, City Hall – 1<sup>st</sup> Floor, 3101 Center Street by 2:00 p.m. the day before the meeting to give the Staff Liaison adequate time to forward your comments to the Committee. Please be aware that, while these comments will be provided to the members of the Committee and will become part of the public record, they will not be read aloud at the time of the meeting. Comments must not be slanderous and must relate to the business within the jurisdiction of the Committee. All written communication will be kept on file in the Finance Department.

**6:00 P.M. OPEN SESSION**

1. **CALL TO ORDER AND PLEDGE OF ALLEGANCE TO THE FLAG:**
2. **ROLL CALL:** Carter, Cumpston, Kaiserman, Rodman, Silvey, Zangari

3. **ADOPTION OF AGENDA:**

4. **PUBLIC COMMENT - BRIEF – NON-AGENDA ITEMS:**

- 4.1 **Written Communication**

- 4.2 **Oral Communication**

5. **MEASURES H/L SALES TAX COMMITTEE SEAT APPOINTMENT AND REAPPOINTMENTS EFFECTIVE MARCH 1, 2023 (Mr. Warren):**

*The Staff Liaison will provide a brief update on the Measures H/L Sales Tax Committee seat appointment and reappointments effective March 1, 2023.*

6. **MINUTES OF THE MEASURES H/L SALES TAX COMMITTEE MEETING OF FEBRUARY 6, 2023 (Mr. Warren):**

*Recommendation by the Staff Liaison that the Measures H/L Sales Tax Committee approve the minutes of the Committee meeting held February 6, 2023.*

7. **ANNUAL MEASURES H/L REPORT TO THE COMMUNITY (Mr. Warren):**

*A copy of the Annual Measures H/L Report to the Community as of June 30, 2022 that was distributed with the March 2023 utility bills is included in the agenda packet for informational purposes only.*

8. **STREETS, SEWER SYSTEM, AND WATER SYSTEM CAPITAL IMPROVEMENT PROGRAM PROJECT UPDATE (Ms. Neves):**

*The City Engineer will present a status update on all active street, sewer system, and water system Capital Improvement Program (CIP) projects.*

**9. ORANBURG SEWER PIPE REPLACEMENT STATUS UPDATE (Ms. Neves):**

*The City Engineer will present a status update on the City's efforts in replacing the remaining Orangeburg sewer pipe.*

**10. MEASURE H FUND QUARTERLY FINANCIAL REPORT AS OF SEPTEMBER 30, 2022 (Mr. Warren):**

*Recommendation by the Staff Liaison that the Measures H/L Sales Tax Committee acknowledge and file the Measure H Fund financial report for the quarter ended September 30, 2022.*

**11. MEASURE L FUND QUARTERLY FINANCIAL REPORT AS OF SEPTEMBER 30, 2022 (Mr. Warren):**

*Recommendation by the Staff Liaison that the Measures H/L Sales Tax Committee acknowledge and file the Measure L Fund financial report for the quarter ended September 30, 2022.*

**12. HDL SALES TAX TRENDS & ECONOMIC DRIVERS AS OF DECEMBER 2022 (Mr. Warren):**

*A copy of the HDL Sales Tax Trends and Economic Drivers report as of December 2022 is included in the agenda packet for informational purposes only.*

**13. WATER CONSUMPTION REPORT FOR CALENDAR YEAR 2022 (Mr. Warren):**

The Staff Liaison will present the water consumption report for Calendar Year 2022.

**14. UPCOMING ITEMS:**

*Items tentatively scheduled for the next Committee meeting include: The Street, Sewer System, and Water System Capital Improvement Program project highlights, Measure H Fund financial report for the quarter ended December 31, 2022, Measure L Fund financial report for the quarter ended December 31, 2022,*

*and the Draft Fiscal Year 2023/2024 Measures H Fund and Measures L Fund Capital Improvement Program Budget.*

**15. REQUESTS FOR FUTURE AGENDA ITEMS (Mr. Warren):**

**16. NEXT MEETING:**

*Monday, May 1, 2023 at 6:00 PM.*

**17. ADJOURNMENT:**

Pursuant to the Executive Order, and in compliance with the Americans with Disabilities Act, if you need special assistance to participate in the Committee meeting, please contact the Staff Liaison's Office (530) 642-5223 within 48 hours of the meeting.

Government Code 54950 (The Brown Act) requires that a brief description of each item to be transacted or discussed be posted at least 72 hours prior to a regular meeting. The City posts the Agenda on the City Hall window and on the City's website: [www.cityofplacerville.org](http://www.cityofplacerville.org).

---

**CERTIFICATION OF AGENDA POSTING**

I, David R. Warren, Staff Liaison/Assistant City Manager/Director of Finance of the City of Placerville, declare that the foregoing Agenda for the April 17, 2023, Meeting of the Measures H/L Sales Tax Committee was posted and available for review on April 14, 2023 at the City Hall of the City of Placerville, 3101 Center Street, Placerville, CA 95667. The Agenda is also available on the City website at [www.cityofplacerville.org](http://www.cityofplacerville.org)

Attest:   
\_\_\_\_\_  
Staff Liaison/Assistant City Manager/Director of Finance



**CITY OF PLACERVILLE  
MEASURES H/L SALES TAX COMMITTEE MEETING  
MINUTES**

**MONDAY, FEBRUARY 6, 2023  
OPEN SESSION: 6:00 PM**

TOWN HALL  
549 MAIN STREET, PLACERVILLE, CA 95667



2023

Mickey Kaiserman, Chairperson  
Susan Rodman, Vice-Chairperson  
Garry Silvey, Secretary  
Thomas Cumpston, Committee Member  
Elizabeth Zangari, Committee Member

**6:00 P.M. OPEN SESSION**

**1. CALL TO ORDER AND PLEDGE OF ALLEGIANCE TO THE FLAG:**

The meeting was called to order at 6:00 PM by Chairperson Kaiserman, and the Pledge of Allegiance to the Flag was recited.

**2. ROLL CALL:**

Present: Cumpston, Kaiserman, Rodman, Silvey, Zangari  
Absent: None

**3. ADOPTION OF AGENDA:**

It was moved by Committee Zangari and seconded by Secretary Silvey to adopt the agenda as presented. The motion passed by the following vote:

AYES: Cumpston, Kaiserman, Rodman, Silvey, Zangari  
NOES: None  
ABSENT: None  
ABSTAIN: None

**4. PUBLIC COMMENT - BRIEF – NON-AGENDA ITEMS:**

**4.1 Written Communication**

Written comments were received from Lynn Murray regarding issues with the storm drain system located near the intersection of Darlington Avenue and Cedar Ravine Road.

**4.2 Oral Communication**

Oral comments were received from Lynn Murray and Paul Coggiola regarding issues with the storm drain system located near the intersection of Darlington Avenue and Cedar Ravine Road.

**5. MINUTES OF THE MEASURES H/L SALES TAX COMMITTEE MEETING OF JUNE 6, 2022 (Mr. Warren):**

Following discussion by the Committee, it was moved by Vice-Chairperson Rodman and seconded by Committee Member Zangari to adopt the minutes for the Measures H/L Sales Tax Committee meeting held on June 6, 2022, as presented. The motion passed by the following vote:

AYES: Cumpston, Kaiserman, Rodman, Silvey, Zangari  
NOES: None  
ABSENT: None  
ABSTAIN: None

**6. WATER AND WASTEWATER RATE INCREASE NOTICES (Mr. Warren):**

Copies of the water and wastewater notices that were distributed with the July 2022 and September 2022 utility bills were included in the agenda packet for informational purposes only.

**7. WATER AND WASTEWATER COST OF SERVICE STUDY UPDATE (Mr. Warren):**

The Staff Liaison provided the Committee with a brief update on the upcoming water and wastewater cost of service study being performed by Bartle Wells Associates.

**8. OPEN MEASURES H/L SALES TAX COMMITTEE SEATS EFFECTIVE MARCH 1, 2023 (Mr. Warren):**

The Staff Liaison provided a brief update on the three Measures H/L Sales Tax Committee seats that will expire March 1, 2023. Vice-Chairperson Rodman suggested that the old Alternate Committee Member seat be reestablished by the City Council.

**9. STREETS, SEWER SYSTEM, AND WATER SYSTEM CAPITAL IMPROVEMENT PROGRAM PROJECT HIGHLIGHTS (Ms. Neves):**

The City Engineer presented a brief update on the major street, sewer system, and water system Capital Improvement Program (CIP) projects funded by the Measure H and/or Measure L sales taxes and responded to questions posed by the Committee.

**10. HDL MEASURES H AND L SALES TAX REPORTS FOR THE QUARTER ENDED MARCH 31, 2022 (Mr. Warren):**

The Staff Liaison presented the HDL Measures H and L sales tax reports for the quarter ended March 31, 2022 and responded to questions posed by the Committee. Following discussion by the Committee, it was moved by Committee Member Cumpston and seconded by Vice-Chairperson Rodman to acknowledge and file the HDL Measures H and L sales tax reports for the quarter ended March 31, 2022. The motion passed by the following vote:

AYES: Cumpston, Kaiserman, Rodman, Silvey, Zangari  
NOES: None  
ABSENT: None  
ABSTAIN: None

**11. MEASURE H FUND QUARTERLY FINANCIAL REPORT AS OF JUNE 30, 2022 (Mr. Warren):**

The Staff Liaison presented the Measure H Fund financial report for the quarter ended June 30, 2022 and responded to questions posed by the Committee. Following discussion by the Committee, it was moved by Committee Member Zangari and seconded by Secretary Silvey to acknowledge and file the Measure H Fund financial reports for the quarter ended June 30, 2022. The motion passed by the following vote:

AYES: Cumpston, Kaiserman, Rodman, Silvey, Zangari  
NOES None  
ABSENT: None  
ABSTAIN: None

**12. MEASURE L FUND QUARTERLY FINANCIAL REPORT AS OF JUNE 30, 2022 (Mr. Warren):**

The Staff Liaison presented the Measure L Fund financial report for the quarter ended June 30, 2022 and responded to questions posed by the Committee. Following discussion by the Committee, it was moved by Secretary Silvey and seconded by Committee Member Zangari to acknowledge and file the Measure L Fund financial reports for the quarter ended June 30, 2022. The motion passed by the following vote:

AYES: Cumpston, Kaiserman, Rodman, Silvey, Zangari  
NOES None  
ABSENT: None  
ABSTAIN: None

**13. DRAFT ANNUAL MEASURES H/L REPORT TO THE COMMUNITY (Ms. Neves and Mr. Warren):**

The Staff Liaison and City Engineer presented the draft Measures H/L Sales Tax Committee Report to the Community. Comments and suggestions were provided by the Committee. Following discussion by the Committee, it was moved by Secretary Silvey and seconded by Committee Member Zangari to recommend that staff distribute the revised Measures H/L Sales Tax Committee Report to the Community with the March 2023 utility bills. The motion passed by the following vote:

AYES: Cumpston, Kaiserman, Rodman, Silvey, Zangari  
NOES None

ABSENT: None  
ABSTAIN: None

**14. HDL SALES TAX TRENDS & ECONOMIC DRIVERS AS OF JUNE 2022 (Mr. Warren):**

A copy of the HDL Sales Tax Trends and Economic Drivers report as of June 2022 was included in the agenda packet for informational purposes only.

**15. UPCOMING ITEMS:**

Items tentatively scheduled for the next Committee meeting include: The Street, Sewer System, and Water System Capital Improvement Program project highlights, Measure H Fund financial report for the quarter ended September 30, 2022, Measure L Fund financial report for the quarter ended September 30, 2022, status update on the replacement of Orangeburg sewer pipe, and the 2022 water usage report.

**16. REQUESTS FOR FUTURE AGENDA ITEMS (Mr. Warren):**

**17. NEXT MEETING:**

Monday, April 17, 2023 at 6:00 PM.

**18. ADJOURNMENT:**

The meeting was adjourned at 7:49 PM by Chairperson Kaiserman.

Dave Warren, Staff Liaison/Director of Finance

---

Garry Silvey, Secretary

## A Message From the City Manager

In 2010 and 2016, you the voters passed sales tax measures to assist in providing better roads, water, sewer, and storm drain services. Measures H and L together added just over \$4 million a year to fix and improve our roads and pipes. For a decade now, Measure H has funded sewer debt and rate relief, along with some capital improvements. It took some time after 2016 to accumulate enough Measure L revenues to fund large construction projects, but since 2020 we have really begun to see the fruits of our efforts.

Projects completed include sewer plant improvements, full reconstructions of Mosquito Road and Upper Broadway, and repaving of other streets like Conrad St., Middletown Rd., Coon Hollow Road, Benham St., and Dimity Ln. This coming year, major projects will repave the remainder of Broadway and improve that corridor to make it more walkable. We have many additional projects approved and in the planning stage. These include Cottage St., Sherman St., Lewis St., Clark St., Darlington Ave., Bedford Ave., Pleasant St., Coloma St., Ronald Loop, Garden Loop, Miller Way, Myrtle Ave., and Carson Rd. to name a few.

We will continue to repair our streets and pipes each year as funding allows. We always look for all available grants to help us do even more. For example, we've leveraged these Measures to secure almost \$4 million in grant funds for additional projects.

The Measures H/L Sales Tax Committee has been a great advocate and watchdog for this funding. Thanks to you, we can all look forward to continued improvements to the roads and buried pipes serving our great community.

M. Cleve Morris  
City Manager

### Role of the Measures H/L Sales

#### Tax Committee:

*The Committee reviews revenue and expenditure of funds collected from the taxes, acts in an advisory capacity to the City Council, and makes recommendations for expenditures to the City Council.*

For more information about the Measures H/L Sales Tax Committee, please visit the City's website at:  
<https://www.cityofplacerville.org/measure-h-and-l-sales-tax-committee>

#### Committee Members:

Mickey Kaiserman, Chair

Susan Rodman, Vice-Chair

Garry Silvey, Secretary

Thomas Cumpston

Elizabeth Zangari

# CITY OF PLACERVILLE



## ANNUAL MEASURES H/L REPORT TO THE COMMUNITY MARCH 2023

**FIXING OUR ROADS & PIPES** 

**Your Measure H & L  
Sales Tax *at Work***



## Funds

How much money has been collected, and what was it spent on?

### Measure H Fund: 04/01/11 to 06/30/22

<i>Revenues</i>	
Sales Tax	\$ 11,857,743
Interest Income	71,037
<b>Total Revenues</b>	<b>11,928,780</b>

<i>Expenditures</i>	
Sewer Discounts/Debt Service	5,582,518
Water Projects	1,524,032
Sewer Projects	2,408,459
Sewer Fund Debt Service Reserve	280,000
State Fee	4,797
<b>Total Expenditures</b>	<b>9,799,806</b>

<b>Ending Fund Balance for Projects &amp; Reserve</b>	<b>\$ 2,128,974</b>
---	---------------------

### Measure L Fund: 04/01/17 to 06/30/22

<i>Revenues</i>	
Sales Tax	\$ 12,862,210
Interest Income	118,462
<b>Total Revenues</b>	<b>12,980,672</b>

<i>Expenditures</i>	
Street Projects	\$ 6,153,690
Water Projects	973,573
Sewer Projects	459,994
State Fee	6,687
<b>Total Expenditures</b>	<b>7,593,944</b>

<b>Ending Fund Balance for Projects &amp; Reserve</b>	<b>\$ 5,386,728</b>
---	---------------------

<b>Ending Fund Balance for Both Measures H/L Funds</b>	<b>\$ 7,515,702</b>
--	---------------------

<b>Awarded Grant Funds:</b>	<b>\$ 3,901,914</b>
-----------------------------	---------------------

## Projects in Environmental Clearance or Design

With escalating construction prices this past year, it was a good time to focus on environmental clearance and design for much needed projects including:

- **Bedford Avenue Utilities and Repaving**
- **Canal Street Reconstruction**
- **Sewer Line Relocation-Clay Street to Locust Street**
- **Myrtle Avenue Sewer Main Replacement**
- **Placerville Drive Bicycle and Pedestrian Facility Improvements\***
- **Placerville Drive Bridge Widening\***
- **Placerville Drive Connectivity\***
- **Sheridan Street Paving**
- **Sherman Street Repaving**
- **Smith Flat Road Storm Drain and Repaving\***
- **Thompson Way Repaving**

And many more! Please see our full list of projects at:

<https://www.cityofplacerville.org/capital-improvement-projects>

\*Projects funded by grants.

## Upcoming/Under Construction Projects

- **Placerville Station II, Phase I**
- **Broadway Sidewalks**
- **Broadway Maintenance**
- **Hocking Street Sewer Line Replacement\***
- **Modular Treatment Unit No. 1 and Underdrain Replacement**
- **Spring Street and Bedford Avenue Storm Drain Repair**
- **Placerville Drive Storm Drain Repair**

## Completed Projects

- **Modular Treatment Unit No. 2 Underdrain and Filter Media Replacement\***
- **Winesap Circle Slurry Seal\***
- **Morrene Drive Repaving\***
- **Benham Street Repaving**



\*Projects funded by other revenue sources.

**City of Placerville**  
**Open Street, Sewer System, and Water System CIP Project Summary**  
**As of April 12, 2023**

No.	Project	Project Number	Water Enterprise Fund	Sewer Enterprise Fund	Measure H Fund	Measure L Fund	Other Transportation Funding	Total Revised Budget	Comments
1	Clay Street Bridge & Intersection at Main Street	40617/406171	\$ -	\$ -	\$ -	\$ -	\$ 1,700,924.00	\$ 1,700,924.00	Finalizing cultural reports and environmental documents for NEPA and CEQA.
2	Placerville Station II, Phase I	40708	-	-	-	574,746	1,300,000	1,874,746	Construction starting in April 2023.
3	Placerville Station II-Waterline Replacement	407082	-	-	190,000	-	-	190,000	Work partially completed with the Mosquito Road project. Remaining portion will start construction in April 2023.
4	City Facility Backflow Prevention Device Installation Program	40709	25,300	-	-	-	-	25,300	Ongoing project.
5	Online Utility Payment Software Upgrade	40721	12,892	12,892	-	-	-	25,784	The utility payment software has been successfully implemented. The regular accounts receivable and business license modules will "go live" later this year.
6	Sewer Line Relocation-Clay Street to Locust Street	41202	-	120,000	-	500,000	-	620,000	Feasibility Study is complete. Project environmental clearance and design is in process.
7	Placerville Drive Bridge Widening	41410	-	-	-	100,000	1,261,681	1,361,681	Environmental clearance is complete. Final Design and Right of Way phases are underway.
8	Upper Broadway Bike Lanes-Schnell School to Point View Drive (includes sewer and roadway work as part of the contract)	41508	19,355	19,500	50,000	840,000	6,106,224	7,035,079	Project construction complete, Closeout in Progress
9	Broadway Sidewalks	41606	-	-	-	310,000	1,978,240	2,288,240	Project bid opening is scheduled for April 27, 2023, with construction starting Summer of 2023.
10	Traffic Impact Mitigation Fee Update	41701	-	-	-	-	290,000	290,000	Traffic modeling and proposed project list development is underway.



**City of Placerville**  
**Open Street, Sewer System, and Water System CIP Project Summary**  
**As of April 12, 2023**

No.	Project	Project Number	Water Enterprise Fund	Sewer Enterprise Fund	Measure H Fund	Measure L Fund	Other Transportation Funding	Total Revised Budget	Comments
11	Placerville Drive Bicycle & Pedestrian Facility Improvements	41816	-	-	-	100,000	1,610,000	1,710,000	Environmental clearance is complete. Final Design and Right of Way phases are underway.
12	Cedar Ravine Road Sewer Line Replacement	41825	-	-	-	544,808	-	544,808	Staff is working on this project in conjunction with the planning study for active transportation facilities within the corridor.
13	Western Placerville Interchange, Phase 2	41828	-	-	-	-	11,951,228	11,951,228	Project complete! Right of Way exchange with the State is complete. Mitigation is underway.
14	Lower Main Street Asphalt Rehabilitation	41910	-	-	-	65,000	111,852	176,852	Project construction complete and ready for close out.
15	Water & Wastewater Capital Improvement Charge Study	41917	11,500	11,500	-	-	-	23,000	A professional services agreement with Bartles Wells Associates was approved on 09/11/18. This is an ongoing project.
16	Western Placerville Interchange, Phase 2.2 Eastbound Onramp	41918	-	-	-	-	4,175,457	4,175,457	Project construction complete, Closeout in Progress with Project Mitigation.
17	Annual Street Sign Replacement-Variou Streets	41921	-	-	-	-	10,000	10,000	This is an ongoing project, and more funds will be added through the budget development process.
18	Corporation Yard Building Improvements & Maintenance	42002	22,494	19,326	-	-	18,180	60,000	Approved project as part of the 2019/2020 Adopted CIP Budget. Project bid walks postponed due to COVID-19. This work will go forward in conjunction with CIP #42202.
19	Broadway Maintenance Project-From Mosquito Road to Schnell School Road	42003	-	-	55,000	800,000	-	855,000	Project will be released for public bid May of 2023 with construction starting in July/August 2023.
20	Water Valve Replacement	42007	-	-	-	75,000	-	75,000	Project construction complete and ready for close out.
21	Myrtle Avenue Sewer Line Repair	42010	-	-	115,000	-	-	115,000	Approved project as part of the 2019/2020 Adopted CIP Budget, to be designed in-house.
22	Cribbs Lift Station Maintenance	42011	-	-	20,000	-	-	20,000	Construction ongoing, anticipated completion Fall 2023.
23	Effluent Flow Meter Replacement	42101	-	25,000	-	-	-	25,000	Quote received for \$60,000. Will need to add more funds to complete the project.

**City of Placerville**  
**Open Street, Sewer System, and Water System CIP Project Summary**  
**As of April 12, 2023**

No.	Project	Project Number	Water Enterprise Fund	Sewer Enterprise Fund	Measure H Fund	Measure L Fund	Other Transportation Funding	Total Revised Budget	Comments
24	Benham Street Pavement Rehabilitation	42103	-	-	-	285,000	-	285,000	Project construction complete and ready for close out.
25	Lead Water Service Replacements	42106	-	-	-	150,000	-	150,000	In preliminary design. Project may be liquidated and combined with CIP #42330.
26	Modular Treatment Unit (MTU) No. 1 Servicing and Underdrain Replacement	42107	-	-	440,000	190,000	-	630,000	Contract Awarded October 2022, work is scheduled to begin Summer 2023.
27	Secondary Clarifier No. 1 Mechanism Replacement	42108	-	-	22,493	85,000	-	107,493	Project construction complete and ready for close out.
28	Water Reclamation Facility Digester No. 1 Servicing	42109	-	-	70,000	-	-	70,000	Work to be scheduled after MTU No. 1 servicing is complete.
29	Asphalt Patch Paving-Turner St., Conrad St., Wentworth St., Main St., Sherman St., Grandview St., Anderson Way, James St., Carla St., Baker Rd., Dimity Ln., Wiltse Rd., Elm Ave, and Locust Ave.	42110	-	-	-	-	206,188	206,188	This is an ongoing project.
30	Smith Flat Road Paving & Storm Drain-State Right of Way to Jacquier Road	42111	-	-	-	-	-	-	In preliminary design. Project may be liquidated and combined with CIP #42213.
31	Corporation Yard Revitalization	42202	25,000	25,000	-	-	25,000	75,000	This project is being delivered in conjunction with 42002. CRSSA funds reserved for the project. Design to start in 2023.
32	Thompson Way Repaving	42206	-	-	-	150,000	-	150,000	Initial utility assessment underway for sewer and storm drain systems.
33	Sherman Street Repaving	42208	-	-	-	50,000	-	50,000	Initial utility assessment underway for sewer and storm drain systems.
34	US 50 Corridor Action Plan-Trip to Green Pilot	42209	-	-	-	-	225,000	225,000	Project complete. Final report to be presented to EDCTC at the 5/4/23 meeting.
35	US 50 WB Aux. Lane/Permanent Traffic Operational Improvements	42210	-	-	-	-	25,000	25,000	In preliminary design.
36	Cedar Ravine Culvert Replacement	42211	-	-	-	25,000	-	25,000	In preliminary design.
37	Annual Storm Drain Compliance	42212	-	-	-	20,000	-	20,000	Ongoing project.
38	Smith Flat Road Storm Drain and Paving	42213	-	-	-	-	200,000	200,000	RFP for consultant design services closed 4/14/23. Construction anticipated in 2024.
39	Bedford Avenue Utilities and Repaving	42214	-	-	-	25,000	-	25,000	Initial utility assessment underway for sewer and storm drain systems.
40	Coloma Street Utilities and Repaving	42215	-	-	-	25,000	-	25,000	In preliminary design.

**City of Placerville**  
**Open Street, Sewer System, and Water System CIP Project Summary**  
**As of April 12, 2023**

No.	Project	Project Number	Water Enterprise Fund	Sewer Enterprise Fund	Measure H Fund	Measure L Fund	Other Transportation Funding	Total Revised Budget	Comments
41	Ronald Loop Utilities and Repaving	42216	-	-	-	25,000	-	25,000	In preliminary design.
42	Lewis Street Utilities and Paving	42217	-	-	-	25,000	-	25,000	In preliminary design.
43	Clark Street Utilities and Paving	42218	-	-	-	25,000	-	25,000	In preliminary design.
44	Darlington Avenue Utilities and Paving	42219	-	-	-	25,000	-	25,000	In preliminary design.
45	Lead Water Service Replacement	42220	111,594	-	-	38,406	-	150,000	In preliminary design. Project may be liquidated and combined with CIP #42330.
46	Conrad Street Water Main Replacement	42221	-	-	-	25,000	-	25,000	In preliminary design.
47	Cottage Street Water Main Replacement	42222	-	-	-	25,000	-	25,000	In preliminary design.
48	Miller Way Sewer Line and Waterline Replacement	42223	-	25,000	-	25,000	-	50,000	In preliminary design.
49	Giovanni Road Sewer Line Replacement	42224	-	-	25,000	-	-	25,000	In preliminary design.
50	Garden Loop Sewer Line Replacement	42225	-	-	25,000	-	-	25,000	In preliminary design.
51	Myrtle Avenue Sewer Main Replacement	42226	-	-	25,000	-	-	25,000	In preliminary design.
52	Randolph Creek Sewer Main Replacement	42227	-	25,000	-	-	-	25,000	In preliminary design.
53	Carson Road Sewer Line Replacement	42228	-	25,000	-	-	-	25,000	In preliminary design.
54	Aeration Basin Blower No. 2 Replacement	42230	-	-	150,000	-	-	150,000	Will need to release for public bid in 2023, construction in 2024.
55	Turbidity Meter Replacement	42231	-	-	25,000	-	-	25,000	Project complete and ready for close out.
56	Secondary Scum Pumps Replacement	42232	-	-	25,000	-	-	25,000	Purchase of pumps underway, installation in 2023.
57	Belt Filter Press Building Improvements	42233	-	150,000	-	-	-	150,000	In preliminary design.
58	Waste Gas Flare Control System	42234	-	-	25,000	-	-	25,000	In preliminary design.
59	Secondary Clarifier No. 3 Drive Unit	42235	-	-	25,000	-	-	25,000	In preliminary design.

**City of Placerville**  
**Open Street, Sewer System, and Water System CIP Project Summary**  
**As of April 12, 2023**

No.	Project	Project Number	Water Enterprise Fund	Sewer Enterprise Fund	Measure H Fund	Measure L Fund	Other Transportation Funding	Total Revised Budget	Comments
60	Sewer and Water Rate Study	42236	25,000	25,000	-	-	-	50,000	The City Council approved a consulting services agreement with Bartle Wells on 11/09/22 to perform the study.
61	Hangtown Creek Retaining Wall Repair	42237	-	100,000	-	-	-	100,000	Project construction complete and ready for close out.
62	Hocking Street Sewer Line Replacement	42245	-	100,000	-	-	-	100,000	Design complete, request to release for bid on 4/25/23 City Council Agenda.
63	Water Reclamation Facility PV Solar	42246	-	-	-	-	-	-	Preliminary design underway.
64	Highway 50 Corridor Intersection Pedestrian Safety	42247	-	-	-	-	21,500	21,500	Preliminary design underway.
65	Local Roadway Safety Plan	42248	-	-	-	4,000	36,000	40,000	Proposals received, additional funds to be programmed in FY 23/24 for contract award.
66	Clay Street Patch Paving and Slurry-From Coleman Street to Franklin Court	42250	-	-	-	-	-	-	Design underway, additional construction funds needed.
67	Fowler Way Repaving	42252	-	-	-	-	71,000	71,000	Project construction complete and ready for close out.
68	Broadband Conduit-Cottonwood, Phases 4 & 6	42254	-	-	-	-	30,000	30,000	Project construction complete and ready for close out.
69	Martin Lane Maintenance	42311	-	-	-	25,000	-	25,000	Preliminary design underway.
70	Conrad Court Maintenance	42312	-	-	-	25,000	-	25,000	Preliminary design underway.
71	Bee Street Maintenance	42313	-	-	-	25,000	-	25,000	Preliminary design underway.
72	Coleman Street Maintenance	42314	-	-	-	25,000	-	25,000	Preliminary design underway.
73	Pleasant Street Maintenance	42315	-	-	-	25,000	-	25,000	Preliminary design underway.
74	Hocking Street Culvert Repair Improvements	42316	-	-	-	50,000	-	50,000	Preliminary design underway.
75	Reservoir Street Maintenance	42317	-	-	-	50,000	-	50,000	Preliminary design underway.
76	Sacramento Street Maintenance	42318	-	-	-	50,000	-	50,000	Preliminary design underway.
77	Jacquier Road Paving	42319	-	-	-	200,000	-	200,000	Preliminary design underway.

**City of Placerville**  
**Open Street, Sewer System, and Water System CIP Project Summary**  
**As of April 12, 2023**

No.	Project	Project Number	Water Enterprise Fund	Sewer Enterprise Fund	Measure H Fund	Measure L Fund	Other Transportation Funding	Total Revised Budget	Comments
78	Storm Drain Replacement-Upper Broadway and Point View Drive	42320	-	-	-	150,000	-	150,000	Preliminary design underway.
79	Annual Patch Paving and Maintenance-Various Locations	42321	-	-	-	140,000	85,000	225,000	Project construction underway.
80	Annual Street Stripping and Signage Maintenance-Various Locations	42322	-	-	-	120,000	-	120,000	Ongoing project.
81	Upper Main Street Maintenance	42323	-	-	-	125,000	-	125,000	Design underway, additional construction funds needed.
82	Sheridan Street Paving	42324	-	-	-	85,000	-	85,000	Initial utility assessment underway for sewer and storm drain systems.
83	Mallard Lane Maintenance	42325	-	-	-	25,000	-	25,000	Preliminary design underway.
84	Washington Street Maintenance	42326	-	-	-	25,000	-	25,000	Preliminary design underway.
85	Bear Rock Road Rehabilitation	42327	-	-	-	20,000	105,000	125,000	Preliminary design underway.
86	Annual Water Distribution Maintenance-Various Location	42329	-	-	-	120,000	-	120,000	Ongoing project.
87	Lead Water Service Line Replacement	42330	-	-	-	150,000	-	150,000	In preliminary design. Project may be combined with CIP # 42220 and #42106.
88	Annual Sewer Collection System Maintenance-Various Locations	42331	-	-	50,000	50,000	-	100,000	Ongoing project.
89	Acacia Way Sewer Line Replacement	42332	-	-	25,000	-	-	25,000	Preliminary design underway.
90	Water Reclamation Facility Driveway Paving	42333	-	-	-	60,000	-	60,000	Preliminary design underway.
91	Gravity Belt Thickener Poly Blend Unit Replacement	42334	-	-	-	35,000	-	35,000	Preliminary design underway.
92	Activated Sludge Pump No. 3 Replacement	42335	-	-	-	25,000	-	25,000	Preliminary design underway.
93	Aeration Blower Building Roof Replacement	42336	-	45,000	-	-	-	45,000	Preliminary design underway.
94	Placerville Drive Pedestrian Connectivity	42337	-	-	-	-	368,452	368,452	Environmental clearance and preliminary design underway.
95	Spring Street and Bedford Avenue Storm Drain Repair	42342	-	-	-	310,000	-	310,000	Project construction complete and ready for close out.
96	Placerville Drive Storm Drain Repair	42343	-	-	-	34,546	14,734	49,280	Project construction complete and ready for close out.

**City of Placerville**  
**Open Street, Sewer System, and Water System CIP Project Summary**  
**As of April 12, 2023**

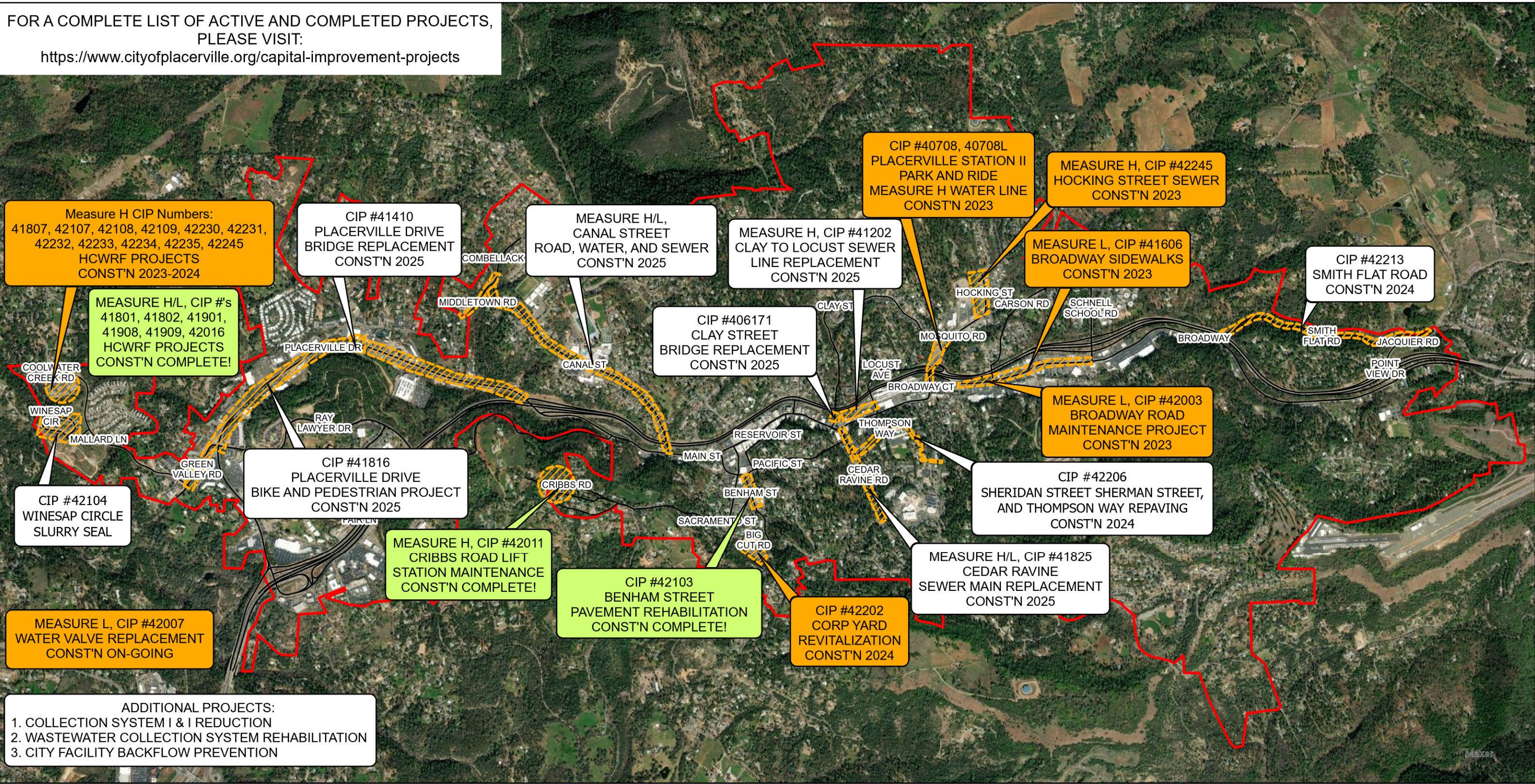
No.	Project	Project Number	Water Enterprise Fund	Sewer Enterprise Fund	Measure H Fund	Measure L Fund	Other Transportation Funding	Total Revised Budget	Comments
97	Forni Road Storm Drain Repair	42345	-	-	-		-	-	Initial utility assessment underway for storm drain systems.
<b>Total</b>			<b>\$ 253,135</b>	<b>\$ 728,218</b>	<b>\$ 1,362,493</b>	<b>\$ 7,081,506</b>	<b>\$ 31,926,660</b>	<b>\$ 41,352,012</b>	

Environmental/Project Planning/Design Work Underway
Project is Out to Bid/In Construction/Under Implementation
Project Completed



# City of Placerville CIP Active Project Locations as of April 11, 2023

FOR A COMPLETE LIST OF ACTIVE AND COMPLETED PROJECTS,  
PLEASE VISIT:  
<https://www.cityofplacerville.org/capital-improvement-projects>



- CIP Project Boundaries
- Streets
- City Limit Boundary

This product is for informational purposes and may not have been prepared for, or be suitable for legal, engineering, or surveying purposes. Users of this information should review or consult the primary data and information sources to ascertain the usability of the information.



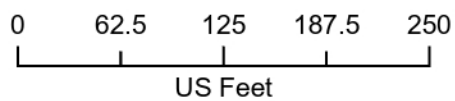
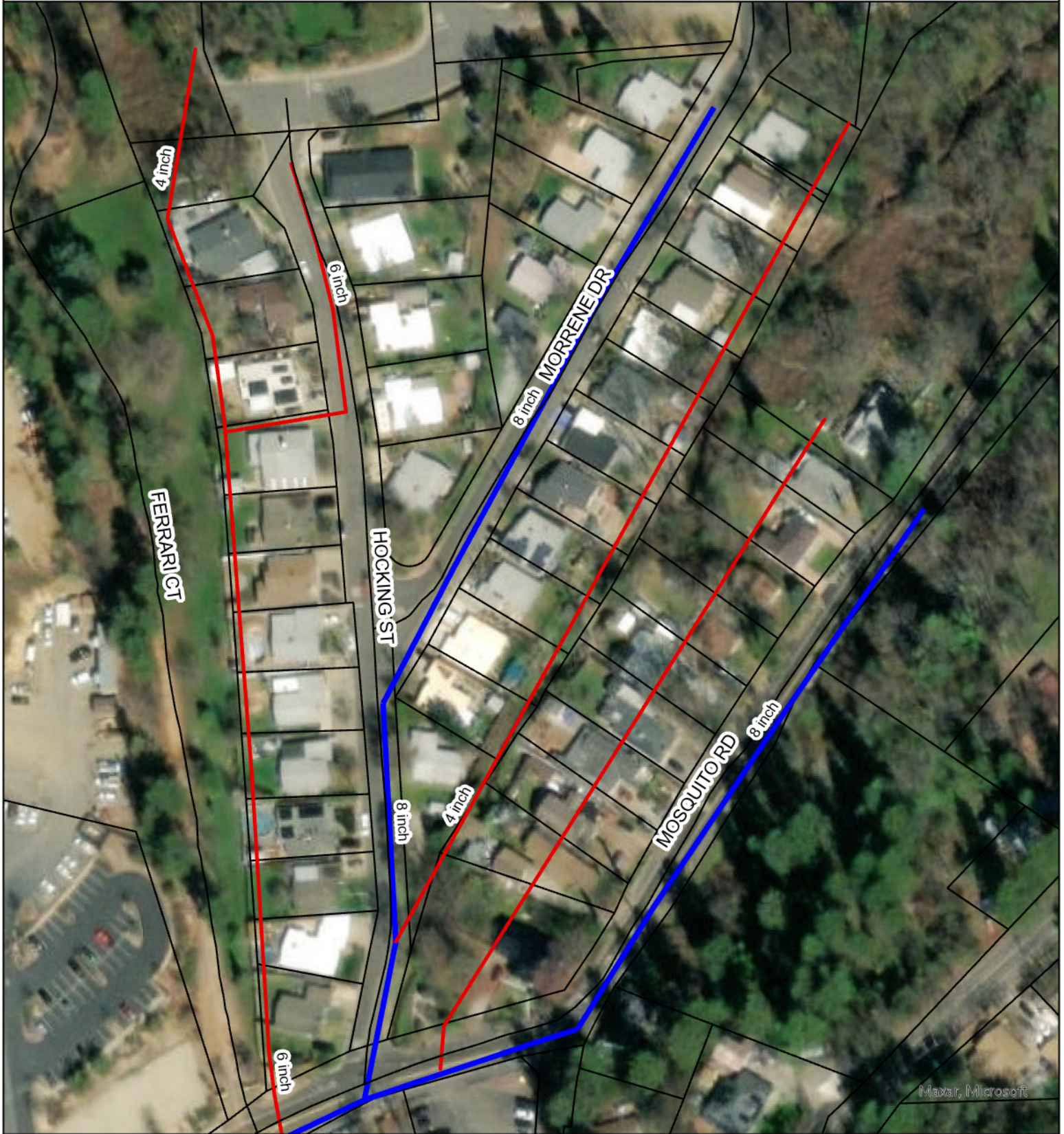
## Orangeburg Pipe Inventory List

April 2023

No.	LOCATION	APPROX LENGTH (FT)	DESCRIPTION	STATUS	CIP No.	FUNDING	FUNDING SOURCE
1	Hocking Street	700	CIP #42245	CIP #42245	42245	\$100,000	MEASURE H/ Sewer Enterprise Fund
2	Morrene Drive	900	Located within the Creek Between Morrene Dr and Mosquito Rd (Poor Access)	Need evaluation by CCTV Inspection	N/A	N/A	N/A
3	Mosquito Road	640	Located under structures between 2812 and 2862 Mosquito Road (Poor Access)	Need evaluation by CCTV Inspection	N/A	N/A	N/A
4	Myrtle Ave	340	In backyards between Myrtle Ave and Canal St Vicinity of 627-645 Myrtle Ave then between 624 and 632 Canal St (Poor Access)	Preliminary - Need evaluation by CCTV Inspection	42226	\$25,000	MEASURE H
5	Anderson Way	260	In backyards between Anderson Way and Willow St running between 2864 & 2870 Willow St (Poor Access)	Need evaluation by CCTV Inspection	N/A	N/A	N/A
6	Bee Street	360	Two lines in the Bee St/Simas Way area ending in a 6" line running cross country from Bee St to Canal St	Need evaluation by CCTV Inspection	42313	\$25,000	MEASURE L
7	Acacia Way #1	750	Within the roadway between 2841 Acacia Way and 599 Bee St	Preliminary - Need evaluation by CCTV Inspection	42332	\$25,000	MEASURE H
8	Acacia Way #2	450	Under structures and in backyards between 2883 Acacia Way 599 Bee St	Preliminary - Need evaluation by CCTV Inspection	42332	\$25,000	MEASURE H
9	Bedford Ave	800	Problematic pipe running through backyards between 2920 and 2956 Bedford Ave - Could be constructed with the Bedford Ave Utilities & Repaving Project CIP #42214?	Need evaluation by CCTV Inspection	42214	\$25,000	MEASURE L
10	Grandview Street	1280	Not confirmed to be orangeburg, but very high maintenance 4" system located on Grandview St/ Weswin Ct./ Locust Ave. Most within the ROW = straight-forward construction	Need evaluation by CCTV Inspection	N/A	N/A	N/A
11	Miller Way	1300	Not confirmed to be orangeburg. Existing 4" to be upsized to 6". All pipe within the ROW = straight-forward construction	Preliminary - Need evaluation by CCTV Inspection	42223	\$50,000	MEASURE L/ Sewer Enterprise Fund



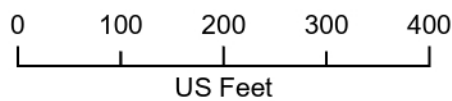
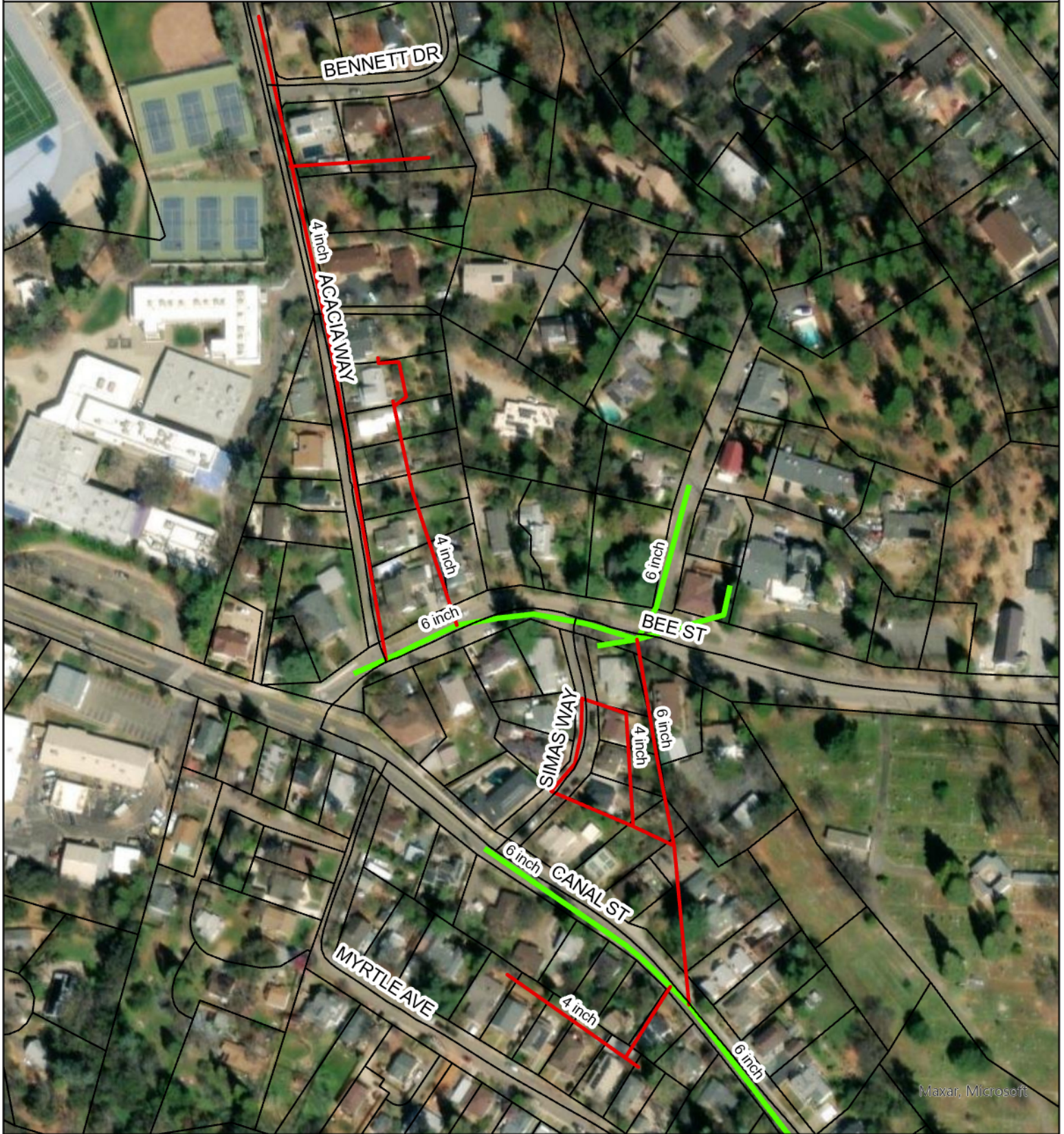
# Orangeburg Pipe Inventory Locations: 1, 2, 3



- Streets
  - Orangeburg
  - Pipe Size
    - 8 inch
  - Parcels
- April 13, 2023



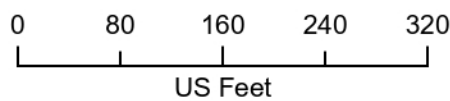
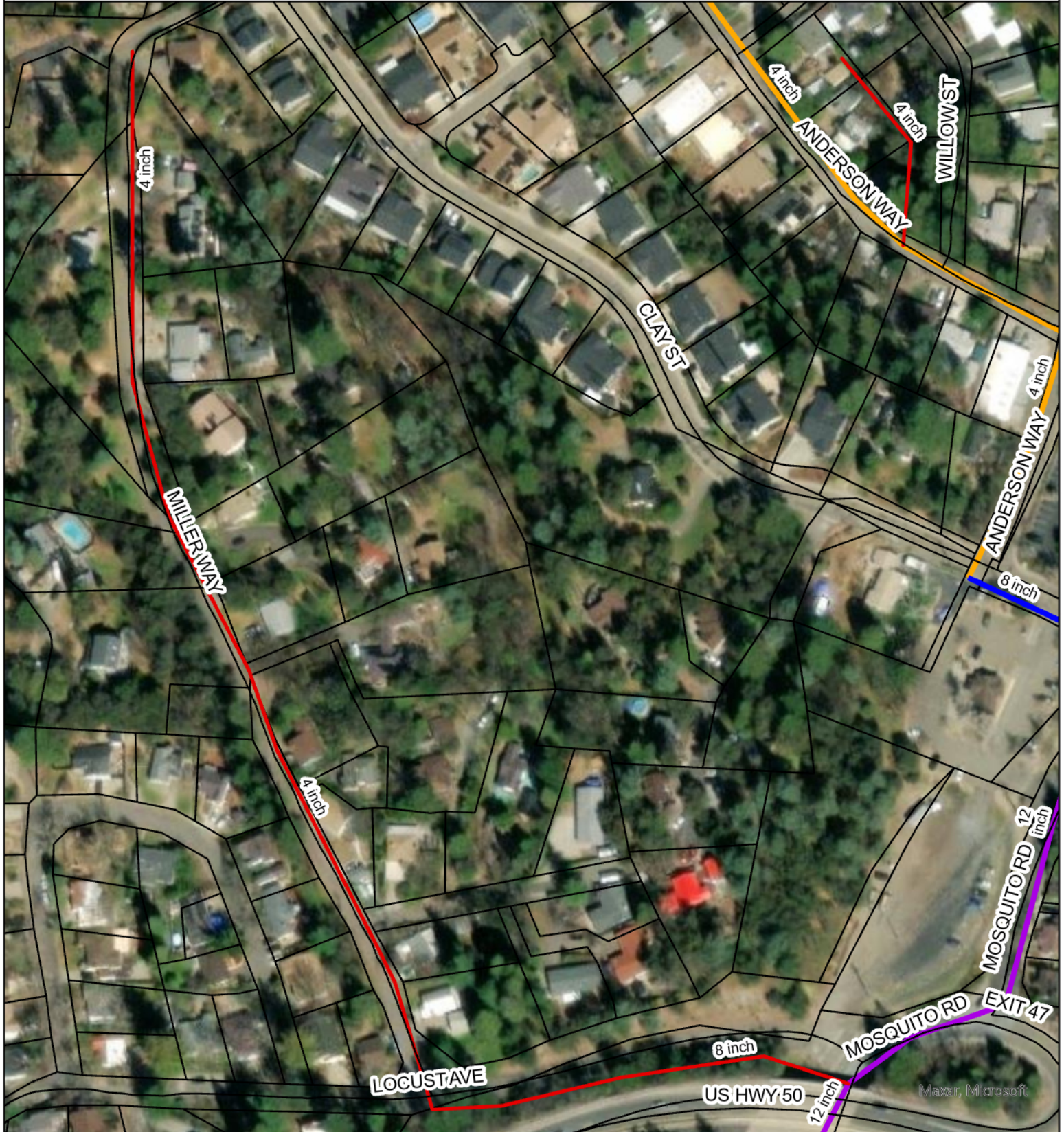
# Orangeburg Pipe Inventory Locations: 4, 6, 7, 8



- Streets
  - Orangeburg
  - Pipe Size
    - 6 inch
  - ▭ Parcels
- April 13, 2023



# Orangeburg Pipe Inventory Locations: 5, 11

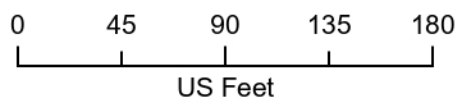
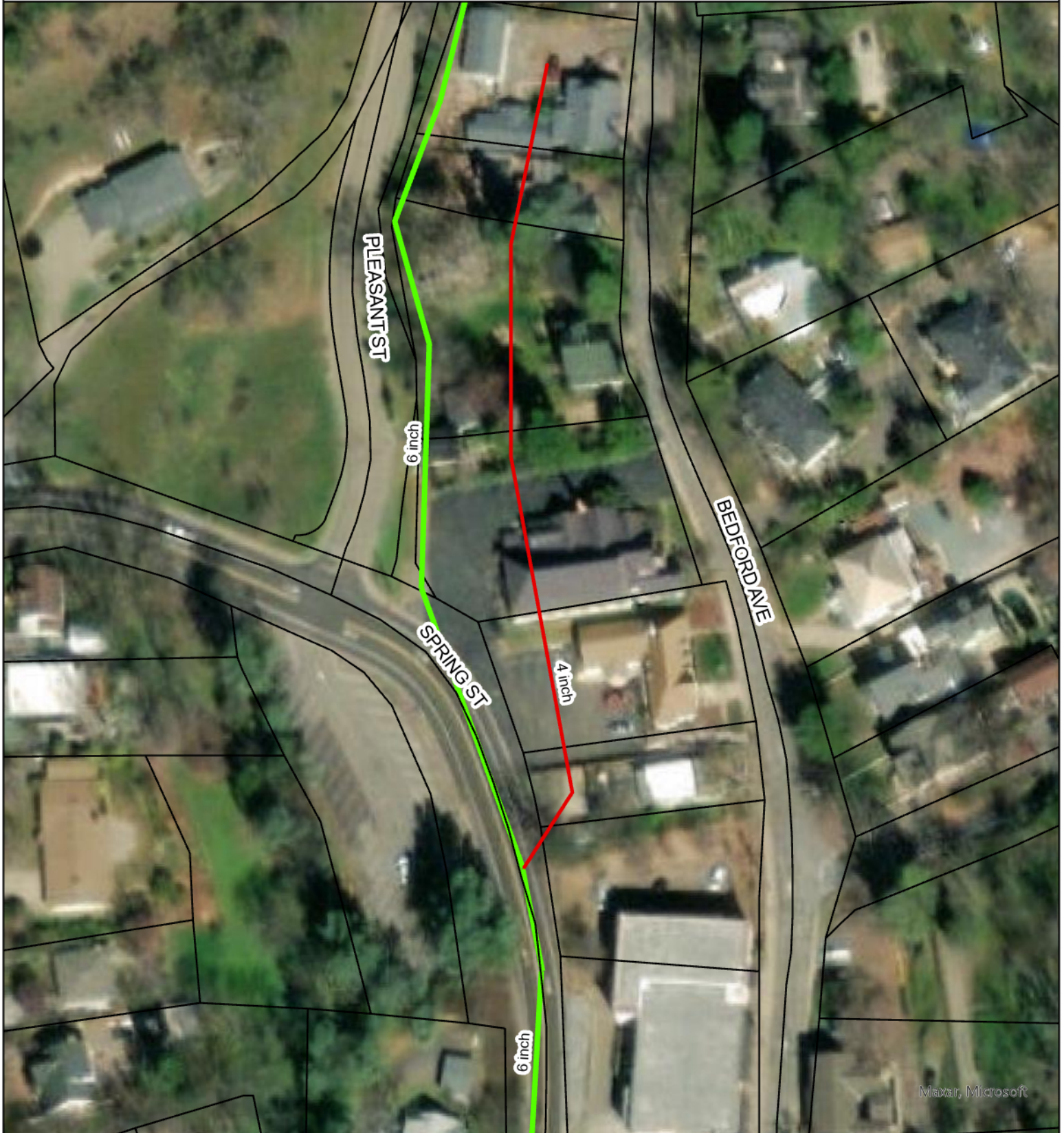


- Streets
- Orangeburg
- Pipe Size
  - 4 inch
  - 8 inch
  - 12 inch
- Parcels

April 13, 2023



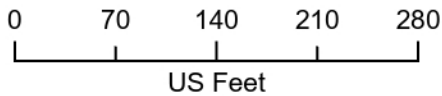
# Orangeburg Pipe Inventory Location: 9



- Streets
  - Orangeburg
  - Pipe Size
    - 6 inch
  - Parcels
- April 13, 2023



# Orangeburg Pipe Inventory Location: 10



- Streets
  - Orangeburg
  - Pipe Size
    - 16 inch
  - Parcels
- April 13, 2023

This product is for informational purposes and may not have been prepared for, or be suitable for legal, engineering, or surveying purposes. Users of this information should review or consult the primary data and information sources to ascertain the usability of the information.





# STATE OF CALIFORNIA

DIRECT DEPOSIT NUMBER  
99615428

## DIRECT DEPOSIT ADVICE

The amount printed on the face of this advice was transmitted to an account at bank 121141819 from the RETAIL SALES TAX

09 | 26 | 22

615428  
CITY OF PLACERVILLE  
DIRECTOR OF FINANCE  
3101 CENTER ST  
PLACERVILLE CA  
95667

DOLLARS	CENTS
\$**141421	.09

**NOT NEGOTIABLE**

245

PAYEE IDENTIFICATION  
NUMBER(S)

When changing accounts or financial institutions, notify your retirement system or agency accounting office immediately. Do not close your old account until you have received your first payment in your new account.



**BETTY T. YEE**

CALIFORNIA STATE CONTROLLER

### CALIFORNIA DEPARTMENT OF TAX AND FEE ADMINISTRATION STATEMENT OF DISTRICT TAX DISTRIBUTION

DATE: 9/20/2022 FOR THE PERIODS SHOWN BELOW

JURIS CODE: 245

PAYEE: CITY OF PLACERVILLE  
DIRECTOR OF FINANCE

CURRENT DISTRIBUTIONS JUL 2022	60,521.09
CURRENT ADVANCE JUL 2022	80,900.00
PRIOR CREDITS	0.00

BALANCE JUL 2022	141,421.09
TOTAL PAYMENT	141,421.09

TOTAL DUE BREAKDOWN BY PERIOD:

DISTRIBUTION PRIOR TO 1ST QUARTER 2022	6,125.80-
DISTRIBUTION 1ST QUARTER 2022	2,345.04-
DISTRIBUTION 2ND QUARTER 2022	61,847.39
DISTRIBUTION 3RD QUARTER 2022	7,144.54
DISTRIBUTION 4TH QUARTER 2022	0.00
TOTAL CURRENT DISTRIBUTIONS (AS ABOVE)	60,521.09

IF YOU HAVE ANY QUESTION PLEASE CONTACT CDTFA  
LOCAL REVENUE BRANCH BY PHONE AT (916) 324-3000 OR MAIL:

CALIFORNIA DEPARTMENT OF TAX AND FEE ADMINISTRATION  
LOCAL REVENUE BRANCH, MIC: 27  
PO BOX 942879, SACRAMENTO, CA 94279-0027

MA



# STATE OF CALIFORNIA

DIRECT DEPOSIT NUMBER

99826866

## DIRECT DEPOSIT ADVICE

The amount printed on the face of this advice was transmitted to an account at bank 121141819 from the RETAIL SALES TAX

10 | 24 | 22

826866  
CITY OF PLACERVILLE  
DIRECTOR OF FINANCE  
3101 CENTER ST  
PLACERVILLE CA  
95667

DOLLARS	CENTS
\$***93324	.23

**NOT NEGOTIABLE**

245

PAYEE IDENTIFICATION NUMBER(S)

When changing accounts or financial institutions, notify your retirement system or agency accounting office immediately. Do not close your old account until you have received your first payment in your new account.



**BETTY T. YEE**  
CALIFORNIA STATE CONTROLLER

### CALIFORNIA DEPARTMENT OF TAX AND FEE ADMINISTRATION STATEMENT OF DISTRICT TAX DISTRIBUTION

DATE: 10/18/2022 FOR THE PERIODS SHOWN BELOW

JURIS CODE: 245

PAYEE: CITY OF PLACERVILLE  
DIRECTOR OF FINANCE

CURRENT DISTRIBUTIONS AUG 2022	10,924.23
CURRENT ADVANCE AUG 2022	82,400.00
PRIOR CREDITS	0.00

---

BALANCE	AUG 2022	93,324.23
TOTAL PAYMENT		93,324.23

---

TOTAL DUE BREAKDOWN BY PERIOD:

DISTRIBUTION PRIOR TO 1ST QUARTER 2022	4,323.01-
DISTRIBUTION 1ST QUARTER 2022	1,654.84-
DISTRIBUTION 2ND QUARTER 2022	585.79-
DISTRIBUTION 3RD QUARTER 2022	17,487.87
DISTRIBUTION 4TH QUARTER 2022	0.00
TOTAL CURRENT DISTRIBUTIONS (AS ABOVE)	10,924.23

---

IF YOU HAVE ANY QUESTION PLEASE CONTACT CDTFA  
LOCAL REVENUE BRANCH BY PHONE AT (916) 324-3000 OR MAIL:

CALIFORNIA DEPARTMENT OF TAX AND FEE ADMINISTRATION  
LOCAL REVENUE BRANCH, MIC: 27  
PO BOX 942879, SACRAMENTO, CA 94279-0027

MMH



# STATE OF CALIFORNIA

DIRECT DEPOSIT NUMBER  
99326085

## DIRECT DEPOSIT ADVICE

The amount printed on the face of this advice was transmitted to an account at bank 121141819 from the RETAIL SALES TAX

11 | 29 | 22

326085  
CITY OF PLACERVILLE  
DIRECTOR OF FINANCE  
3101 CENTER ST  
PLACERVILLE CA  
95667

DOLLARS	CENTS
\$**127882.	95

**NOT NEGOTIABLE**

245

PAYEE IDENTIFICATION NUMBER(S)

When changing accounts or financial institutions, notify your retirement system or agency accounting office immediately. Do not close your old account until you have received your first payment in your new account.



**BETTY T. YEE**  
CALIFORNIA STATE CONTROLLER

### CALIFORNIA DEPARTMENT OF TAX AND FEE ADMINISTRATION STATEMENT OF DISTRICT TAX DISTRIBUTION

DATE: 11/21/2022 FOR THE PERIODS SHOWN BELOW

JURIS CODE: 245

PAYEE: CITY OF PLACERVILLE  
DIRECTOR OF FINANCE

TOTAL DUE	3RD QTR 22	369,998.27
PRIOR CREDITS		0.00
PRIOR DISTRIBUTIONS	3RD QTR 22	71,445.32-
PRIOR ADVANCES	3RD QTR 22	163,300.00-
COST OF ADMIN		7,370.00-

-----  
BALANCE 3RD QTR 22 127,882.95

TOTAL PAYMENT 127,882.95  
-----

#### TOTAL DUE BREAKDOWN BY PERIOD:

DISTRIBUTION PRIOR TO 1ST QUARTER 2022	6,652.57-
DISTRIBUTION 1ST QUARTER 2022	3,466.28-
DISTRIBUTION 2ND QUARTER 2022	64,636.63
DISTRIBUTION 3RD QUARTER 2022	315,350.72
DISTRIBUTION 4TH QUARTER 2022	129.77
TOTAL DUE (AS ABOVE)	369,998.27

IF YOU HAVE ANY QUESTION PLEASE CONTACT CDTFA  
LOCAL REVENUE BRANCH BY PHONE AT (916) 324-3000 OR MAIL:

CALIFORNIA DEPARTMENT OF TAX AND FEE ADMINISTRATION  
LOCAL REVENUE BRANCH, MIC: 27  
PO BOX 942879, SACRAMENTO, CA 94279-0027

MH

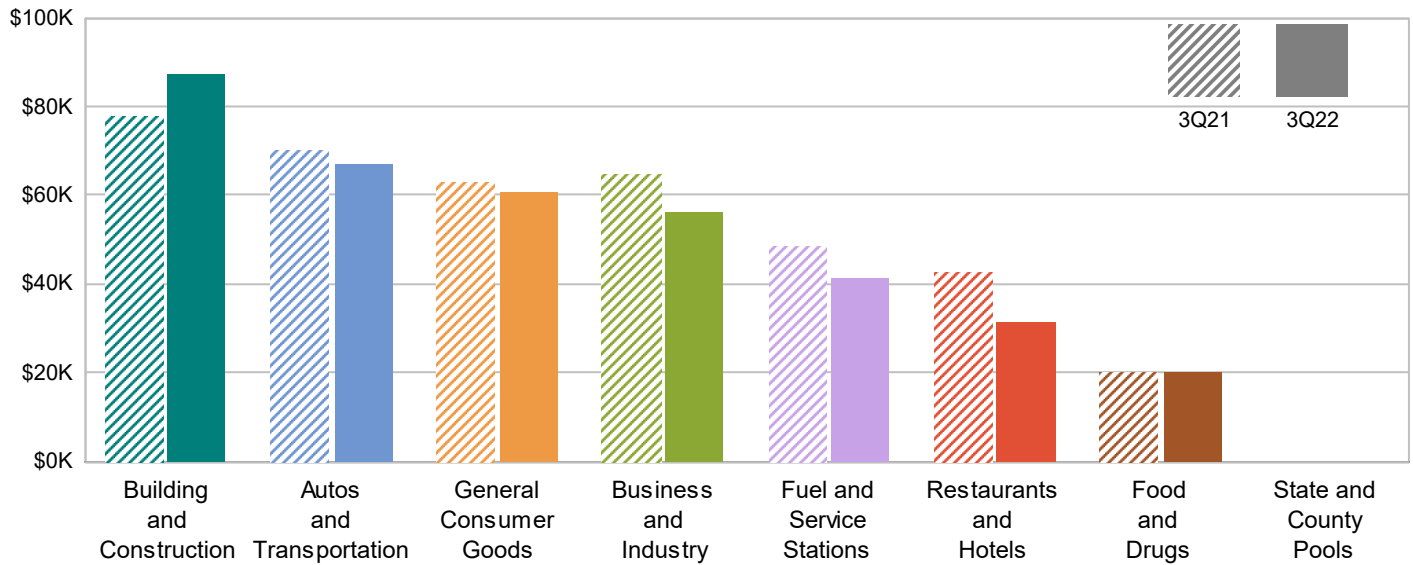


**City of Placerville  
Measure H Sales Tax Receipts-3rd Quarter**

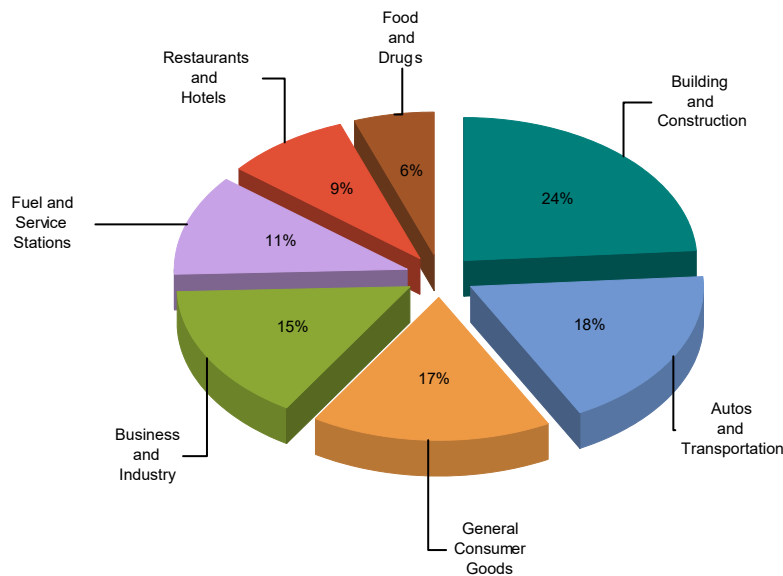
a	b	c	d	e d ÷ b
<b>Dates</b>	<b>2021</b>	<b>2022</b>	<b>\$ Increase/ (Decrease)</b>	<b>% Increase/ (Decrease)</b>
Advance (September)	\$ 166,817.12	\$ 141,421.09	\$ (25,396.03)	
Advance (October)	136,514.62	93,324.23	(43,190.39)	
Quarterly Adjustment (November)	89,059.77	135,252.95	46,193.18	
<b><i>Total quarter ended September 30th before adjustments</i></b>	<b>392,391.51</b>	<b>369,998.27</b>	<b>(22,393.24)</b>	<b>-5.71%</b>
Less: Prior Period Adjustments	(76,318.40)	(74,885.25)	1,433.15	
<b><i>Total quarter ended September 30th after adjustments</i></b>	<b>\$ 316,073.11</b>	<b>\$ 295,113.02</b>	<b>\$ (20,960.09)</b>	<b>-6.63%</b>

<u>Major Industry Group</u>	<u>Count</u>	<u>3Q22</u>	<u>3Q21</u>	<u>\$ Change</u>	<u>% Change</u>
Building and Construction	366	87,409	77,843	9,566	12.3%
Autos and Transportation	531	66,982	70,176	(3,194)	-4.6%
General Consumer Goods	2,013	61,044	63,189	(2,145)	-3.4%
Business and Industry	2,905	56,415	64,946	(8,532)	-13.1%
Fuel and Service Stations	53	41,311	48,858	(7,548)	-15.4%
Restaurants and Hotels	129	31,616	42,951	(11,335)	-26.4%
Food and Drugs	99	20,245	20,590	(346)	-1.7%
Transfers & Unidentified	1,680	4,977	3,837	1,140	29.7%
State and County Pools	-	0	0	0	-N/A-
<b>Total</b>	<b>7,776</b>	<b>369,998</b>	<b>392,392</b>	<b>(22,393)</b>	<b>-5.7%</b>

**3Q21 Compared To 3Q22**

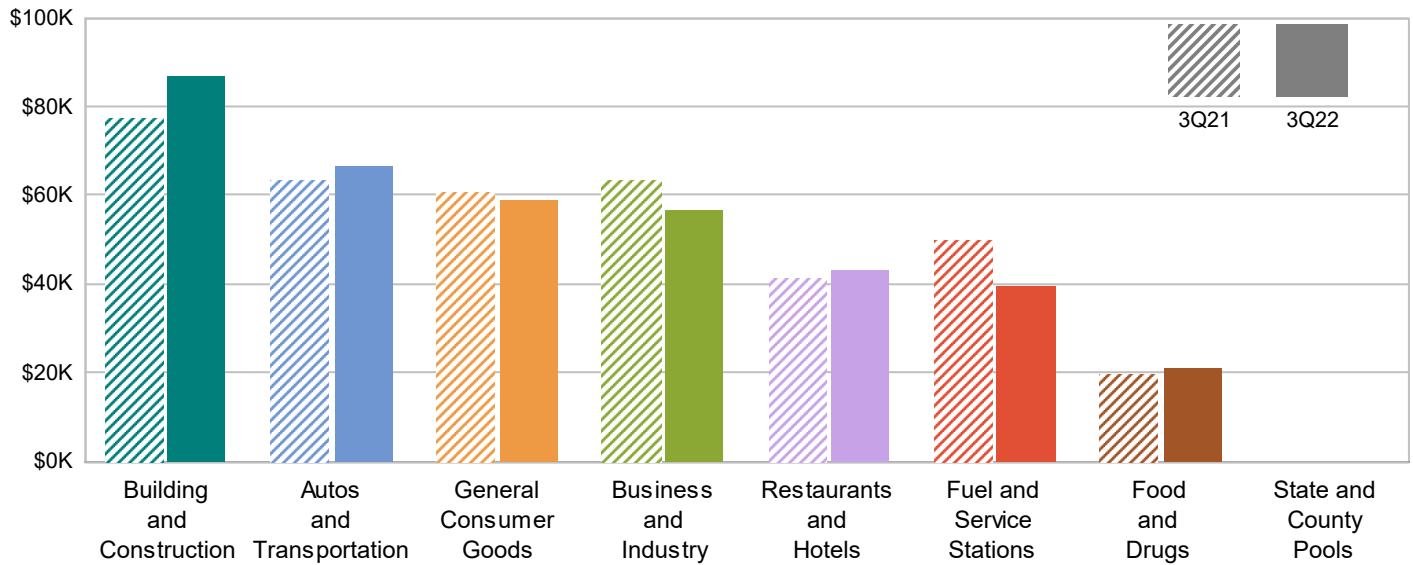


**3Q22 Percent of Total**

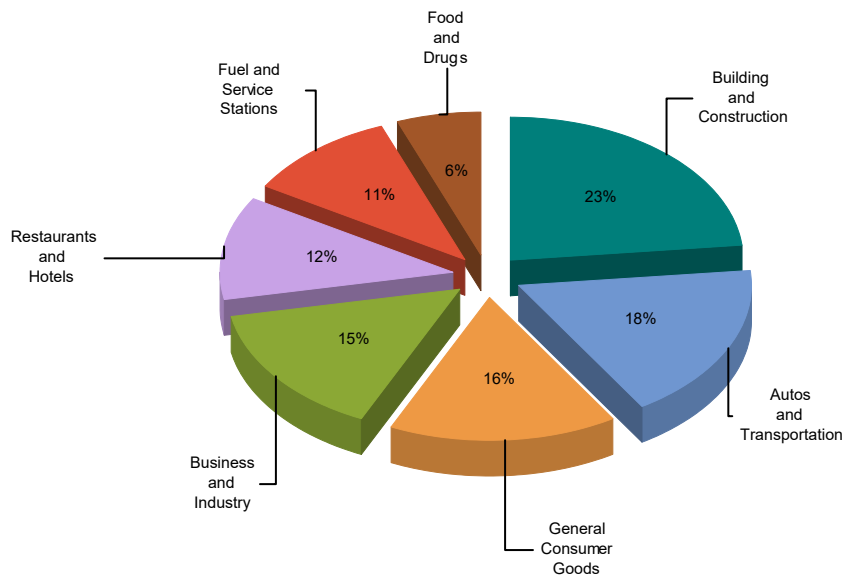


Major Industry Group	Count	3Q22	3Q21	\$ Change	% Change
Building and Construction	366	87,026	77,626	9,400	12.1%
Autos and Transportation	531	66,773	63,737	3,036	4.8%
General Consumer Goods	2,013	59,112	60,956	(1,844)	-3.0%
Business and Industry	2,905	56,964	63,321	(6,357)	-10.0%
Restaurants and Hotels	129	43,294	41,328	1,966	4.8%
Fuel and Service Stations	53	39,882	50,021	(10,139)	-20.3%
Food and Drugs	99	21,487	19,791	1,695	8.6%
Transfers & Unidentified	1,680	4,498	3,086	1,412	45.8%
State and County Pools	-	0	0	0	-N/A-
<b>Total</b>	<b>7,776</b>	<b>379,036</b>	<b>379,867</b>	<b>(831)</b>	<b>-0.2%</b>

**3Q21 Compared To 3Q22**



**3Q22 Percent of Total**



**CITY OF PLACERVILLE**

**Statement of Net Position**

**Measure H Fund**

**Fiscal Year 2022/2023**

**As of September 30, 2022**

**Assets:**

Cash and investments	\$ 2,270,395
Receivables:	
Accounts	-
Interest	-
<b>Total Assets</b>	<u>2,270,395</u>

**Liabilities:**

Accounts payable	-
Due to other funds	-
<b>Total Liabilities</b>	<u>-</u>

**Net Position:**

Unrestricted	<u>2,270,395</u>
<b>Total Net Position</b>	<u>\$ 2,270,395</u>

**Authorized Fund Balance Commitments:**

Placerville Station II-Mosquito Road Waterline Replacement (CIP #407082)	\$ 186,453
Sewer Line Relocation-Clay Street to Locust Street (CIP #41202)	100,000
Mosquito Road Sewer Main Replacement (CIP #41823)	7,771
Cedar Ravine Road Sewer Line Replacement (CIP #41825)	169,714
Modular Treatment Unit (MTU) Servicing (CIP #41901)	44,790
Broadway Maintenance Project-From Mosquito Road to Schnell School Road (CIP #420033)	44,778
Storm Drain Replacement-Intersection of Broadway and Schnell School Road (CIP #42004)	50,000
Myrtle Avenue Sewer Line Repair (42010)	115,000
Cribbs Lift Station Maintenance (CIP #42011)	6,036
Modular Treatment Unit (MTU) No. 1 Servicing and Underdrain Replacement (CIP #42107)	176,204
Water Reclamation Facility Digester #1 Service (CIP #42109)	40,086

**CITY OF PLACERVILLE**

**Statement of Net Position**

**Measure H Fund**

**Fiscal Year 2022/2023**

**As of September 30, 2022**

Giovanni Road Sewer Line Replacement (CIP #42224)	25,000
Garden Loop Sewer Line Replacement (CIP #42225)	25,000
Myrtle Avenue Sewer Main Replacement (CIP #42226)	25,000
Aeration Basin Blower No. 2 Replacement (CIP #42230)	148,446
Turbidity Meter Replacement (CIP #42231)	4,625
Secondary Scum Pumps Replacement (CIP #42232)	13,937
Waste Gas Flare Control System (CIP #42234)	25,000
Secondary Clarifier No. 3 Drive Unit (CIP #42235)	25,000
Sewer Enterprise Fund Debt Service ( <i>to balance</i> )	373,787
Construction Reserve	583,768
Operating Reserve	80,000
	<hr/>
<b>Total Authorized Fund Balance Commitments</b>	<b>2,270,395</b>
	<hr/>
<b>Unassigned Fund Balance:</b>	<b>-</b>
	<hr/>
<b>Total Ending Fund Balance</b>	<b>\$ 2,270,395</b>
	<hr/> <hr/>

**CITY OF PLACERVILLE**

**Statement of Revenues, Expenses and Changes in Net Position**

**Measure H Fund**

**Fiscal Year 2022/2023**

**As of September 30, 2022**

	<u>Adopted Budget</u>	<u>Actual</u>	<u>\$ Remaining Budget</u>	<u>Remaining Budget</u> %
<b>Operating Revenues:</b>				
Sales tax	\$ 1,435,188	\$ 141,421	\$ 1,293,767	90.15%
<b>Total Operating Revenues</b>	<u>1,435,188</u>	<u>141,421</u>	<u>1,293,767</u>	90.15%
<b>Operating Expenses:</b>				
General and administrative	-	-	-	0.00%
<b>Total Operating Expenses</b>	<u>-</u>	<u>-</u>	<u>-</u>	0.00%
<b>Operating Income (Loss)</b>	<u>1,435,188</u>	<u>141,421</u>	<u>1,293,767</u>	90.15%
<b>Nonoperating Revenues and (Expenses):</b>				
Interest earnings	<u>5,000</u>	<u>-</u>	<u>5,000</u>	100.00%
<b>Total Nonoperating Revenues</b>	<u>5,000</u>	<u>-</u>	<u>5,000</u>	100.00%
<b>Income (Loss) Before Transfers</b>	1,440,188	141,421	1,298,767	90.18%
Transfers in	-	-	-	0.00%
Transfers out	<u>(1,435,188)</u>	<u>-</u>	<u>(1,435,188)</u>	100.00%
<b>Total Transfers</b>	<u>(1,435,188)</u>	<u>-</u>	<u>(1,435,188)</u>	
<b>Net Income (Loss)</b>	5,000	141,421	(136,421)	
<b>Net Position:</b>				
Beginning of year		<u>2,128,974</u>		
End of year		<u>\$ 2,270,395</u>		

**City of Placerville**  
**Unfunded/Under Funded Measure H Fund Projects**  
**Fiscal Year 2022/2023**  
**As of September 30, 2022**

Project Title	Project Code	Committee Recommended Measure H Fund Budget	Available Measure H Funding to Date	Unfunded Amount
Hocking Street Sewer Line Replacement	42245	\$ 350,000	\$ -	\$ 350,000.0
Annual Sewer Collection System Maintenance- Various Locations	42331	50,000	-	50,000
Acacia Way Sewer Line Replacement	42332	25,000		25,000
Sewer Enterprise Fund Debt Service ( <i>to balance</i> )	N/A	516,070	373,787	142,283
Measure H Fund Construction Reserve	N/A	703,326	-	703,326
<b>Total</b>		<b>\$ 1,644,396</b>	<b>\$ 373,787</b>	<b>\$ 1,270,609</b>



# STATE OF CALIFORNIA

DIRECT DEPOSIT NUMBER

99615427

## DIRECT DEPOSIT ADVICE

The amount printed on the face of this advice was transmitted to an account at bank 121141819 from the RETAIL SALES TAX

09 | 26 | 22

615427

CITY OF PLACERVILLE T&U TAX  
DAVE WARREN, DIR OF FINANCE  
3101 CENTER STREET  
PLACERVILLE CA  
95667

DOLLARS	CENTS
\$**283285.	13

**NOT NEGOTIABLE**

456

PAYEE IDENTIFICATION NUMBER(S)

When changing accounts or financial institutions, notify your retirement system or agency accounting office immediately. Do not close your old account until you have received your first payment in your new account.



**BETTY T. YEE**

CALIFORNIA STATE CONTROLLER

### CALIFORNIA DEPARTMENT OF TAX AND FEE ADMINISTRATION

#### STATEMENT OF DISTRICT TAX DISTRIBUTION

DATE: 9/20/2022 FOR THE PERIODS SHOWN BELOW

JURIS CODE: 456

PAYEE: CITY OF PLACERVILLE T&U TAX  
DAVE WARREN, DIR OF FINANCE

CURRENT DISTRIBUTIONS JUL 2022	121,385.13
CURRENT ADVANCE JUL 2022	161,900.00
PRIOR CREDITS	0.00

BALANCE JUL 2022	283,285.13
TOTAL PAYMENT	283,285.13

TOTAL DUE BREAKDOWN BY PERIOD:

DISTRIBUTION PRIOR TO 1ST QUARTER 2022	11,909.25-
DISTRIBUTION 1ST QUARTER 2022	4,690.05-
DISTRIBUTION 2ND QUARTER 2022	123,695.42
DISTRIBUTION 3RD QUARTER 2022	14,289.01
DISTRIBUTION 4TH QUARTER 2022	0.00
TOTAL CURRENT DISTRIBUTIONS (AS ABOVE)	121,385.13

IF YOU HAVE ANY QUESTION PLEASE CONTACT CDTFA  
LOCAL REVENUE BRANCH BY PHONE AT (916) 324-3000 OR MAIL:

CALIFORNIA DEPARTMENT OF TAX AND FEE ADMINISTRATION  
LOCAL REVENUE BRANCH, MIC: 27  
PO BOX 942879, SACRAMENTO, CA 94279-0027

ML





# STATE OF CALIFORNIA

DIRECT DEPOSIT NUMBER

99826865

## DIRECT DEPOSIT ADVICE

The amount printed on the face of this advice was transmitted to an account at bank 121141819 from the RETAIL SALES TAX

10 | 24 | 22

826865

CITY OF PLACERVILLE T&U TAX  
DAVE WARREN, DIR OF FINANCE  
3101 CENTER STREET  
PLACERVILLE CA  
95667

DOLLARS	CENTS
\$**186400.	93

**NOT NEGOTIABLE**

456

PAYEE IDENTIFICATION NUMBER(S)

When changing accounts or financial institutions, notify your retirement system or agency accounting office immediately. Do not close your old account until you have received your first payment in your new account.



**BETTY T. YEE**

CALIFORNIA STATE CONTROLLER

### CALIFORNIA DEPARTMENT OF TAX AND FEE ADMINISTRATION STATEMENT OF DISTRICT TAX DISTRIBUTION

DATE: 10/18/2022 FOR THE PERIODS SHOWN BELOW

JURIS CODE: 456

PAYEE: CITY OF PLACERVILLE T&U TAX  
DAVE WARREN, DIR OF FINANCE

CURRENT DISTRIBUTIONS AUG 2022	21,600.93
CURRENT ADVANCE AUG 2022	164,800.00
PRIOR CREDITS	0.00

BALANCE AUG 2022	186,400.93
TOTAL PAYMENT	186,400.93

TOTAL DUE BREAKDOWN BY PERIOD:

DISTRIBUTION PRIOR TO 1ST QUARTER 2022	8,894.02-
DISTRIBUTION 1ST QUARTER 2022	3,309.37-
DISTRIBUTION 2ND QUARTER 2022	1,171.08-
DISTRIBUTION 3RD QUARTER 2022	34,975.40
DISTRIBUTION 4TH QUARTER 2022	0.00
TOTAL CURRENT DISTRIBUTIONS (AS ABOVE)	21,600.93

IF YOU HAVE ANY QUESTION PLEASE CONTACT CDTFA  
LOCAL REVENUE BRANCH BY PHONE AT (916) 324-3000 OR MAIL:

CALIFORNIA DEPARTMENT OF TAX AND FEE ADMINISTRATION  
LOCAL REVENUE BRANCH, MIC: 27  
PO BOX 942879, SACRAMENTO, CA 94279-0027

ML



# STATE OF CALIFORNIA

DIRECT DEPOSIT NUMBER

99326084

## DIRECT DEPOSIT ADVICE

The amount printed on the face of this advice was transmitted to an account at bank 121141819 from the RETAIL SALES TAX

11 | 29 | 22

326084

CITY OF PLACERVILLE T&U TAX  
DAVE WARREN, DIR OF FINANCE  
3101 CENTER STREET  
PLACERVILLE CA  
95667

DOLLARS CENTS  
\$\*\*262762.69

**NOT NEGOTIABLE**

456

PAYEE IDENTIFICATION NUMBER(S)

When changing accounts or financial institutions, notify your retirement system or agency accounting office immediately. Do not close your old account until you have received your first payment in your new account.



**BETTY T. YEE**

CALIFORNIA STATE CONTROLLER

### CALIFORNIA DEPARTMENT OF TAX AND FEE ADMINISTRATION STATEMENT OF DISTRICT TAX DISTRIBUTION

DATE: 11/21/2022 FOR THE PERIODS SHOWN BELOW

JURIS CODE: 456

PAYEE: CITY OF PLACERVILLE T&U TAX  
DAVE WARREN, DIR OF FINANCE

TOTAL DUE	3RD QTR 22	739,828.75
PRIOR CREDITS		0.00
PRIOR DISTRIBUTIONS	3RD QTR 22	142,986.06-
PRIOR ADVANCES	3RD QTR 22	326,700.00-
COST OF ADMIN		7,380.00-
-----		
BALANCE	3RD QTR 22	262,762.69

TOTAL PAYMENT 262,762.69

TOTAL DUE BREAKDOWN BY PERIOD:

DISTRIBUTION PRIOR TO 1ST QUARTER 2022	13,473.50-
DISTRIBUTION 1ST QUARTER 2022	6,931.97-
DISTRIBUTION 2ND QUARTER 2022	129,274.59
DISTRIBUTION 3RD QUARTER 2022	630,700.06
DISTRIBUTION 4TH QUARTER 2022	259.57
TOTAL DUE (AS ABOVE)	739,828.75

IF YOU HAVE ANY QUESTION PLEASE CONTACT CDTFA  
LOCAL REVENUE BRANCH BY PHONE AT (916) 324-3000 OR MAIL:

CALIFORNIA DEPARTMENT OF TAX AND FEE ADMINISTRATION  
LOCAL REVENUE BRANCH, MIC: 27  
PO BOX 942879, SACRAMENTO, CA 94279-0027

*ML*

**City of Placerville**  
**Measure L Sales Tax Receipts-3rd Quarter**

a	b	c	d	e d ÷ b
<b>Dates</b>	<b>2021</b>	<b>2022</b>	<b>\$ Increase/ (Decrease)</b>	<b>% Increase/ (Decrease)</b>
Advance (September)	\$ 335,127.40	\$ 283,285.13	\$ (51,842.27)	
Advance (October)	273,062.71	186,400.93	(86,661.78)	
Quarterly Adjustment (November)	177,888.71	270,142.69	92,253.98	
<b><i>Total quarter ended September 30th before adjustments</i></b>	<b><u>786,078.82</u></b>	<b><u>739,828.75</u></b>	<b><u>(46,250.07)</u></b>	<b>-5.88%</b>
Less: Prior Period Adjustments	(153,931.52)	(149,939.63)	3,991.89	
<b><i>Total quarter ended September 30th after adjustments</i></b>	<b><u>\$ 632,147.30</u></b>	<b><u>\$ 589,889.12</u></b>	<b><u>\$ (42,258.18)</u></b>	<b>-6.68%</b>

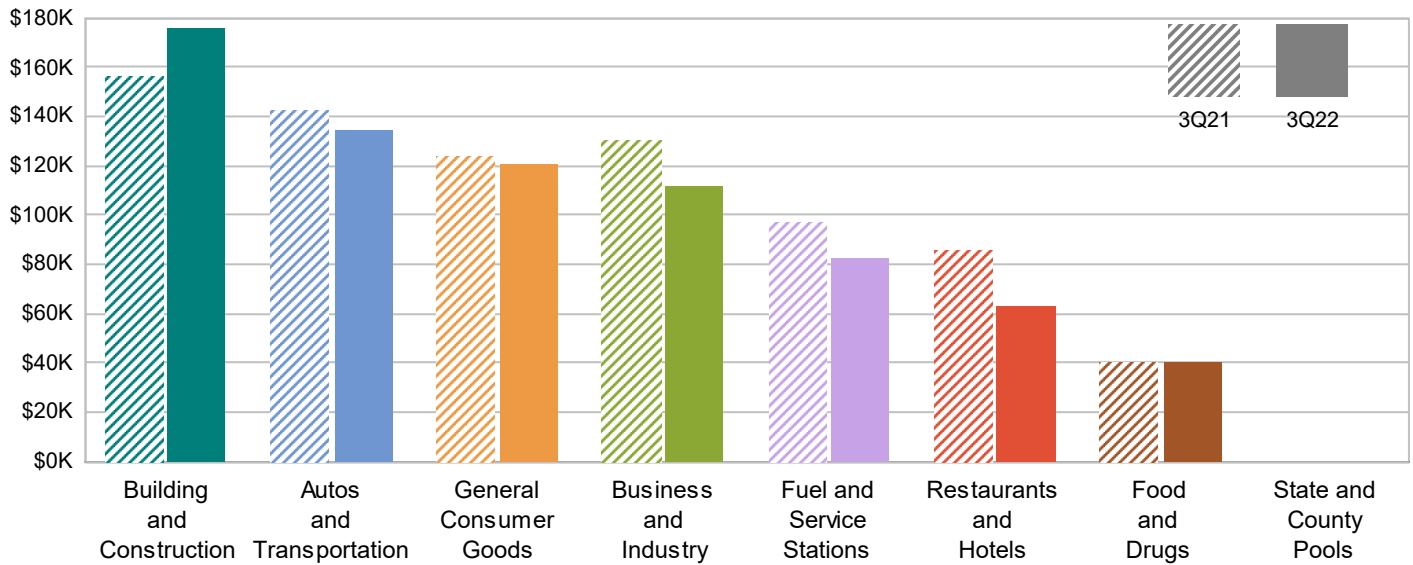


# CITY OF PLACERVILLE MEASURE L

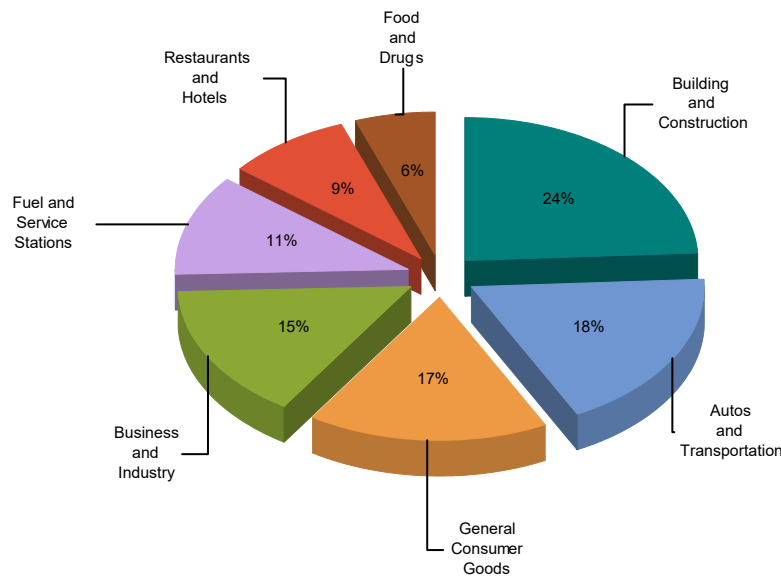
## MAJOR INDUSTRY GROUPS

<u>Major Industry Group</u>	<u>Count</u>	<u>3Q22</u>	<u>3Q21</u>	<u>\$ Change</u>	<u>% Change</u>
Building and Construction	376	175,713	156,653	19,060	12.2%
Autos and Transportation	517	134,664	142,646	(7,982)	-5.6%
General Consumer Goods	1,998	121,064	123,883	(2,819)	-2.3%
Business and Industry	2,920	112,027	130,574	(18,547)	-14.2%
Fuel and Service Stations	55	82,622	97,615	(14,993)	-15.4%
Restaurants and Hotels	129	63,234	85,900	(22,667)	-26.4%
Food and Drugs	97	40,492	41,136	(644)	-1.6%
Transfers & Unidentified	1,688	10,013	7,672	2,341	30.5%
State and County Pools	-	0	0	0	-N/A-
<b>Total</b>	<b>7,780</b>	<b>739,829</b>	<b>786,079</b>	<b>(46,250)</b>	<b>-5.9%</b>

**3Q21 Compared To 3Q22**

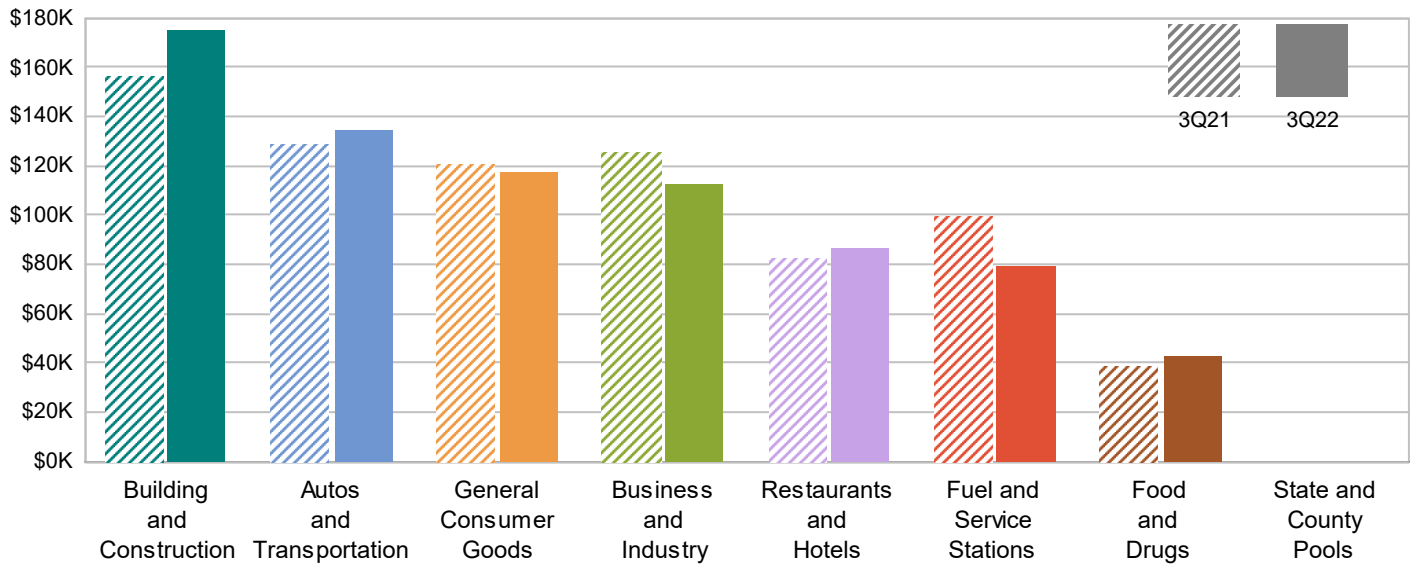


**3Q22 Percent of Total**

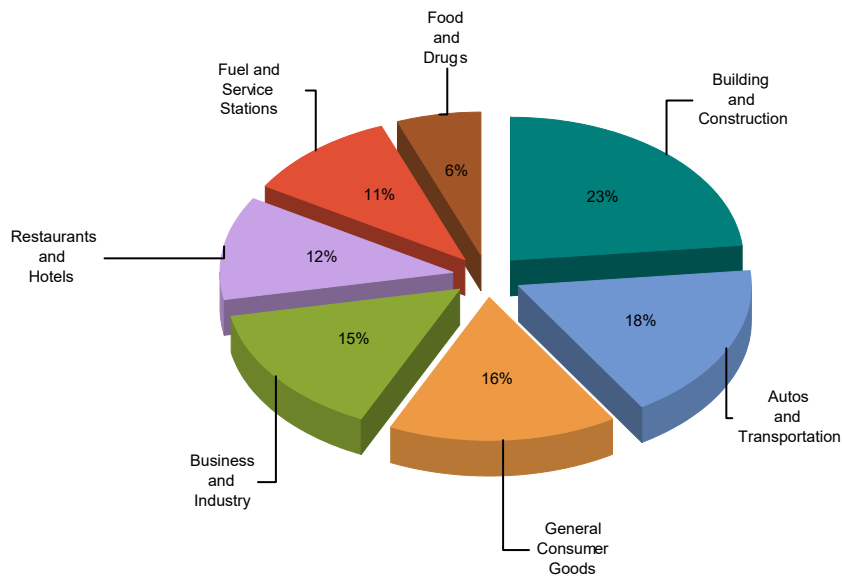


Major Industry Group	Count	3Q22	3Q21	\$ Change	% Change
Building and Construction	376	174,636	156,119	18,518	11.9%
Autos and Transportation	517	134,166	129,096	5,070	3.9%
General Consumer Goods	1,998	117,587	120,501	(2,914)	-2.4%
Business and Industry	2,920	112,934	125,496	(12,561)	-10.0%
Restaurants and Hotels	129	86,574	82,654	3,919	4.7%
Fuel and Service Stations	55	79,795	100,042	(20,246)	-20.2%
Food and Drugs	97	42,977	39,542	3,435	8.7%
Transfers & Unidentified	1,688	9,354	6,172	3,182	51.6%
State and County Pools	-	0	0	0	-N/A-
<b>Total</b>	<b>7,780</b>	<b>758,024</b>	<b>759,621</b>	<b>(1,598)</b>	<b>-0.2%</b>

**3Q21 Compared To 3Q22**



**3Q22 Percent of Total**



**CITY OF PLACERVILLE**  
**Statement of Net Position**  
**Measure L Fund**  
**Fiscal Year 2022/2023**  
**As of September 30, 2022**

<b>Assets:</b>	
Cash and investments	\$ 5,670,013
Receivables:	
Accounts	-
Interest	-
<b>Total Assets</b>	<b>5,670,013</b>
 <b>Liabilities:</b>	
Accounts payable	-
Due to other funds	-
<b>Total Liabilities</b>	<b>-</b>
 <b>Net Position:</b>	
Unrestricted	5,670,013
<b>Total Net Position</b>	<b>\$ 5,670,013</b>

<b>Authorized Fund Balance Commitments:</b>	
Placerville Station II-Mosquito Road Waterline Replacement (CIP #407082)	\$ 386,000
Sewer Line Relocation-Clay Street to Locust Street (CIP #41202)	394,008
Placerville Drive Bridge Widening (CIP #41410)	100,000
Broadway Sidewalks (CIP #41606)	154,556
Placerville Drive Bicycle and Pedestrian Facility Improvements (CIP #41816)	100,000
Canal Street Reconstruction (CIP #41821)	22,825
Inflow & Infiltration Reduction (CIP #41824)	99,696
Cedar Ravine Road Sewer Line Replacement (CIP #41825)	155,014
Ray Lawyer Drive Pavement Rehabilitation-From Placerville Drive to Fair Lane and Armory Drive (CIP #41906)	29,994
Conrad Street Sewer Line Replacement-Coloma Street to Cottage Street (CIP #41916)	200,550
Broadway Maintenance Project-From Mosquito Road to Schnell School Road (CIP #42003)	1,080,365
Storm Drain Replacement at the Intersection of Broadway and Schnell School Road (CIP #42004)	10,654
Water Valve Replacement (CIP #42007)	52,488

**CITY OF PLACERVILLE**  
**Statement of Net Position**  
**Measure L Fund**  
**Fiscal Year 2022/2023**  
**As of September 30, 2022**

Benham Street Pavement Rehabilitation (CIP #42103)	36,206
Lead Water Service Replacement (CIP #42106)	141,785
Modular Treatment Unit (MTU) No. 1 Servicing and Underdrain Replacement (CIP #42107)	190,000
Secondary Clarifier No. 1 Mechanism Replacement (CIP #42108)	82,740
Dimity Lane Repaving (CIP #42203)	14,054
Coon Hollow Road Repaving (CIP #42204)	3,638
Middletown Road Repaving (CIP #42205)	7,179
Thompson Way Repaving (CIP #42206)	149,197
Sherman Street Repaving (CIP #42208)	49,744
Cedar Ravine Culvert Replacement (CIP #42211)	25,000
Annual Storm Drain Compliance (CIP #42212)	20,000
Bedford Avenue Utilities and Repaving (CIP #42214)	25,000
Coloma Street Utilities and Repaving (CIP #42215)	25,000
Ronald Loop Utilities and Repaving (CIP #42216)	25,000
Lewis Street Utilities and Paving (CIP #42217)	25,000
Clark Street Utilities and Paving (CIP #42218)	25,000
Darlington Avenue Utilities and Paving (CIP #42219)	25,000
Lead Water Service Replacement (CIP #42220)	38,406
Conrad Street Water Main Replacement (CIP #42221)	25,000
Cottage Street Water Main Replacement (CIP #42222)	25,000
Miller Way Sewer Line and Waterline Replacement (CIP #42223)	25,000
Local Roadway Safety Plan (CIP #42248)	2,986
Clay Street Patch Paving and Slurry-From Coleman Street to Franklin Court (CIP #42250)	60,000
Construction Reserve ( <i>to balance</i> )	1,493,382
Operating Reserve	344,546
<b>Total Authorized Fund Balance Commitments</b>	5,670,013
<b>Unassigned Fund Balance:</b>	-
<b>Total Ending Fund Balance</b>	\$ 5,670,013

**CITY OF PLACERVILLE**

**Statement of Revenues, Expenses and Changes in Net Position**

**Measure L Fund**

**Fiscal Year 2022/2023**

**As of September 30, 2022**

	<u>Adopted Budget</u>	<u>Actual</u>	<u>\$ Remaining Budget</u>	<u>% Remaining Budget</u>
<b>Operating Revenues:</b>				
Sales tax	\$ 2,870,376	\$ 283,285	\$ 2,587,091	90.13%
<b>Total Operating Revenues</b>	<u>2,870,376</u>	<u>283,285</u>	<u>2,587,091</u>	90.13%
<b>Operating Expenses:</b>				
General and administrative	-	-	-	0.00%
<b>Total Operating Expenses</b>	<u>-</u>	<u>-</u>	<u>-</u>	0.00%
<b>Operating Income (Loss)</b>	<u>2,870,376</u>	<u>283,285</u>	<u>2,587,091</u>	90.13%
<b>Nonoperating Revenues and (Expenses):</b>				
Interest earnings	<u>10,000</u>	<u>-</u>	<u>10,000</u>	100.00%
<b>Total Nonoperating Revenues</b>	<u>10,000</u>	<u>-</u>	<u>10,000</u>	0.00%
<b>Income (Loss) Before Transfers</b>	2,880,376	283,285	2,597,091	90.16%
Transfers in	-	-	-	0.00%
Transfers out	<u>-</u>	<u>-</u>	<u>-</u>	0.00%
<b>Total Transfers</b>	<u>-</u>	<u>-</u>	<u>-</u>	
<b>Net Income (Loss)</b>	2,880,376	283,285	2,597,091	
<b>Net Position:</b>				
Beginning of year		<u>5,386,728</u>		
End of year		<u><u>\$ 5,670,013</u></u>		



**City of Placerville**  
**Unfunded/Under Funded Measure L Fund Projects**  
**Fiscal Year 2022/2023**  
**As of September 30, 2022**

<b>Project Title</b>	<b>Project Code</b>	<b>Committee Recommended Measure L Fund Budget</b>	<b>Available Measure L Funding to Date</b>	<b>Unfunded Amount</b>
Placerville Drive Bridge Widening	41410	\$ 100,000	\$ 100,000	\$ -
Placerville Drive Bicycle and Pedestrian Facility Improvement	41816	100,000	100,000	-
Canal Street Reconstruction	41821	50,000	-	50,000
Broadway Maintenance Project-From Mosquito Road to Schnell School Road	42003	200,000	200,000	-
Water Valve Replacement	42007	100,000	-	100,000
Annual Storm Drain Compliance	42212	20,000	-	20,000
Smith Flat Road Storm Drain and Paving	42213	300,000	-	300,000
Martin Lane Maintenance	42311	25,000	-	25,000
Conrad Court Maintenance	42312	25,000	-	25,000
Bee Street Maintenance	42313	25,000	-	25,000
Coleman Street Maintenance	42314	25,000	-	25,000
Pleasant Street Maintenance	42315	25,000	-	25,000
Hocking Street Culvert Repair Improvements	42316	50,000	-	50,000
Reservoir Street Maintenance	42317	50,000	-	50,000
Sacramento Street Maintenance	42318	50,000	-	50,000
Jacquier Road Paving	42319	200,000	-	200,000
Storm Drain Replacement-Upper Broadway and Point View Drive	42320	150,000	-	150,000
Annual Patch Paving and Maintenance-Various Locations	42321	140,000	-	140,000

**City of Placerville**  
**Unfunded/Under Funded Measure L Fund Projects**  
**Fiscal Year 2022/2023**  
**As of September 30, 2022**

<b>Project Title</b>	<b>Project Code</b>	<b>Committee Recommended Measure L Fund Budget</b>	<b>Available Measure L Funding to Date</b>	<b>Unfunded Amount</b>
Annual Street Stripping and Signage Maintenance- Various Locations	42322	120,000	-	120,000
Upper Main Street Maintenance	42323	125,000	-	125,000
Sheridan Street Paving	42324	85,000	-	85,000
Mallard Lane Maintenance	42325	25,000	-	25,000
Washington Street Maintenance	42326	25,000	-	25,000
Bear Rock Road Rehabilitation	42327	20,000	-	20,000
Annual Water Distribution Maintenance-Variou Location	42329	120,000	-	120,000
Lead Water Service Line Replacement	42330	150,000	-	150,000
Annual Sewer Collection System Maintenance- Various Locations	42331	50,000	-	50,000
Water Reclamation Facility Driveway Paving	42333	60,000	-	60,000
Gravity Belt Thickener Poly Blend Unit Replacement	42334	35,000	-	35,000
Activated Sludge Pump No. 3 Replacement	42335	25,000	-	25,000
Measure L Fund Construction Reserve (to balance)	N/A	1,000,000	562,831	437,169
Measure L Fund Operating Reserve	N/A	316,927	316,927	-
<b>Total</b>		<b>\$ 3,791,927</b>	<b>\$ 1,279,758</b>	<b>\$ 2,512,169</b>

HdL<sup>®</sup> Companies

# CALIFORNIA FORECAST

SALES TAX TRENDS & ECONOMIC DRIVERS

DECEMBER 2022



*Mono County, CA*

**Delivering Revenue, Insight and Efficiency to Local Government Since 1983**

HdL provides relevant information and analyses on the economic forces affecting California's local government agencies. In addition, HdL's Revenue Enhancement and Economic Development Services help clients to maximize revenues.



888.861.0220 | [solutions@hdlcompanies.com](mailto:solutions@hdlcompanies.com) | [hdlcompanies.com](http://hdlcompanies.com)



**Overview:** Over the last few months, slight inflation improvements materialized in various industries, however real change has yet to take hold. Households remain nervous about the economy sliding into a recession. Nevertheless, customer spending remained strong through the holiday season. Experts vary on whether a recession will occur and to what extent. Unemployment rates remain a key indicator of whether this adverse economic situation will occur. From a sales tax perspective, the forecast does reflect a slowdown in taxable merchandise spending to 0.4% in FY 2023/24 as the higher cost of utilities, food and other necessities limit dollars available for discretionary and non-essential items.

2022/23 | 2023/24



**Autos/Transportation**

2.9% | -3.0%

Auto inventory available for sale is finally increasing from historic lows after recent supply chain disruptions and computer chip shortages ease. The lack of inventory caused the prices for both new and used vehicles to soar. However, the market now appears to be at an inflection point. Prior to the recent shift, expensive trucks and SUVs were in demand and US manufacturers overproduced. Now consumers prefer less costly, fuel-efficient vehicles which were in short supply amid summer's high gas prices. Additionally, used car prices are declining on the wholesale market as quantities rise. Escalated financing costs bring additional uncertainty to a market already squeezed by affordability concerns. These factors are expected to crimp auto demand and result in a minor dip in revenue growth in the next fiscal year.

2022/23 | 2023/24



**Food/Drugs**

1.1% | 2.0%

Grocery stores saw a 3% increase on the sale of taxable goods this past quarter, due to the uptick in food costs. Recent polls showed cannabis usage and related revenues declined due to escalated product costs. Cannabis tax continues to be an alluring revenue source and many recent voter-approved measures will likely increase the permitted licenses throughout the state. Like other areas of this projection, a pullback in consumer spending keeps the estimates up only 1% in FY 2022/23, though spending in FY 2023/24 and beyond should grow at a more traditional rate.



**Building/Construction**

4.3% | 1.0%

Statewide construction permit data continues to reflect vigorous growth as permit values rose 23% during the summer, the fourth consecutive quarter of growth. While this is a good sign, the San Joaquin Valley had signs of a slowdown as the majority of counties reported lower YTD permit values. Demand for new hotels, parking garages and office space remains strong. Higher mortgage interest rates dampened construction of single-family homes, but new construction has not stopped. The increased borrowing rates are fueling renovations on existing properties, and home improvement centers are reporting contractors still have sizeable project backlogs. Construction material costs remain above pre-pandemic levels. Pricing will be offset by major Infrastructure and Investment Jobs Act (IIJA) funded projects in 2023 and the corresponding demand for materials. By FY 2024/25, construction patterns will normalize as mortgage rates moderate and the mix of construction projects favors single-family homes more heavily.



**Fuel/Service Stations**

.4% | -7.7%

While war and global economic uncertainty caused petroleum per barrel costs to skyrocket last spring, gas prices have steadily dropped for two consecutive quarters. As of December 2022, the average per gallon rate is at its lowest point in 2022 and will continue to experience downward pressure. Other factors helping lower the associated sales tax include reduced oil barrel, diesel, and jet fuel prices, paring back on both consumption and demand for fuel and volatility tied to Federal Reserve interest rate adjustments. Due to recent results and outlooks, our forecast for actual sales tax receipts for the next three quarters (Q4'22-Q2'23) has been lowered. FY 2023/24 should see a decrease from the prior year's historic gains linked to the events noted herein.



**General Consumer Goods**

0.9% | -0.1%

Consumer spending and strong demand sustained positive sales tax receipts from general consumer goods retailers throughout the summer. Local tax receipts came in as expected for the third quarter of the year reflecting positive, yet modest gains. Trends observed this past spring were extended, reinforcing the impact that rising prices and elevated borrowing costs are having on low to middle income households. This was most apparent in the apparel categories. During the 2022 summer gas price peak, tax proceeds from discount department stores selling fuel increased due to shoppers wanting to purchase inexpensive fuel. HdL predicts returns will remain flat with a possible mild slowdown mid-2023. Beyond inflation and interest rates, low personal savings rates combined with growing credit card usage might indicate future headwinds for consumers.



**Business/Industry**

5.1% | 2.0%

The Business and Industry group swelled 10% during the Q3 sales period with most of the group's 21 unique business types expanding. Comprising 24% of this category's revenues, fulfillment centers surged 11.5%, boosted by early online holiday shopping. Industrial growth continued with strong demand, high cost of materials and a slight relief in supply chain and labor challenges. Project-related buying pushed the electrical equipment sector up double digits while technology investments and other B2B needs buoyed business services outcomes. HdL projects solid growth through the end of 2022, and modest overall improvement in 2023, into early 2024. Given the unique composition of this group, predictions vary based on the size and character of local businesses and industry taxpayers within each community.

While Proposition 172 (1/2 Cent for Public Safety) growth projections closely track with the statewide Bradley-Burns, calculations vary somewhat due to the state's allocation methodology. HdL forecasts a statewide increase of 3% for fiscal year 2022/23 and .46% for 2023/2024. As some counties rebound from significant sales tax losses these past two years, and the Bradley-Burns allocations were adjusted to reflect direct allocations for some internet-related sales, Proposition 172 pro-rata factors have shifted significantly for many counties.



## Restaurants/Hotels

2022/23 | 2023/24

8.6% | 2.5%

Restaurant receipts once again improved compared to prior quarter filings, yet the increases are the result of higher menu prices compensating for slower foot traffic. Despite increased admission costs in the entertainment industry, the demand for experiences was high and Q3 recorded the largest percentage improvement over the comparable period. Regional performance varied, impacted by tourism trends and the return to office on a limited basis. Per the National Restaurant Association survey, 77% of consumers planned to order from restaurants during the holidays, which suggests visits lag 2019 levels. Ever-increasing prices and continued recovery are pushing hotels and leisure/entertainment to post strong gains. Though leisure travel remains hearty, business travel has yet to rebound. The restaurant and hotel industries do not expect patron prices to decrease, keeping the group's forecast at an all-time high.



## State and County Pools

2022/23 | 2023/24

6.2% | 4.5%

The combined efforts of online activities anchored to conveniences, access to large volumes of merchandise, and quick shipment pledges helped trigger 7% greater use taxes. Following earlier trends, gains came primarily from private party auto sales and small value business-based purchases. General retail sales have been flat or down in the pools this calendar year. Trends show a shift away from mobile ordering as individuals spent more on travel and/or experiences. E-commerce makes up about one sixth of overall retail sales and is predicted to grow modestly in the years ahead. Initial holiday shopping data divulged online spending up 8% as many merchants discounted products to move out bloated inventories. The percentage increases listed for this group reveal increased demand from industrial and equipment related orders along with greater cost of goods on the consumer front.



BEACON ECONOMICS

# NATIONAL AND STATEWIDE ECONOMIC DRIVERS



## U.S. Real GDP Growth

2022/23 | 2023/24

0.8% | 2.5%

National GDP has functionally stagnated; it was roughly the same level in Q3 of 2022 as it was in Q4 of 2021. During that period, prices in the U.S. rose sharply. In response to both underlying inflation and the Federal Reserve's rate hikes, interest rates have shot up, rising from record lows to levels that align with long term historical averages. While interest rates are not high from a long run perspective, their rapid increase from such a low floor has sent asset markets reeling. Today's economy is fragile and highly susceptible to further negative shocks. Beacon Economics does not view a recession as a foregone conclusion as many other forecasts have suggested. However, we acknowledge that certain choices by policymakers in the months ahead could trigger an economic crisis.



## U.S. Unemployment Rate

3.9% | 4.4%

The U.S. economy is not currently in a recession despite the lack of overall GDP growth. Despite the addition of 4 million payroll jobs since the start of this year, the U.S. unemployment rate remains well below 4%, and the job openings rate is at 6.3%, well above the pre-pandemic peak of 4.8%. At the same time, industrial production is at a record high, manufacturing orders are still rising and overall inventories remain low. The U.S. economy is clearly operating at capacity, the exact opposite of what economists refer to as a 'recession' – a period during which an economy, driven by some type of negative shock, produces less than it could. In contrast, today's economy is one that is running at full speed. The U.S. is struggling with meeting demand, rather than a lack of demand.



## CA Unemployment Rate

3.7% | 3.9%

Employers in the state have struggled to hire workers and fill positions. Typically, there are more unemployed workers in the state than there are job openings, but since the outbreak of the pandemic, this paradigm has flipped. Since October 2021, there have been more job openings in California than there are workers to fill these positions, meaning that worker availability has been the primary constraint on job growth in the state.



## CA Total Nonfarm Employment Growth

2022/23 | 2023/24

3.4% | 1.9%

In October, California's economy reached a milestone, having finally recovered all jobs that were lost during the outset of the pandemic. The state reached this milestone more slowly than the national economy and many other states, because California is experiencing a pronounced labor shortage. States that exhibited labor force expansion have also had the highest job growth, while job counts have yet to recover to pre-pandemic levels in states where the labor force contracted significantly. This phenomenon has also played out regionally within California, with job recovery closely tied to labor force expansion in many counties across the state.



## CA Residential Building Permits

123,921 | 106,724

To meaningfully lower the costs of home ownership in California, the supply of housing must increase, particularly in the state's largest metropolitan areas. California, given its high housing prices, is a net exporter of workers with lower levels of earnings and formal education, and a net importer of workers with higher levels of formal education. This represents a key policy challenge for the state as the economy produces (and needs) jobs that pay a range of wages. Ultimately, California, and particularly its large metropolitan areas, needs to allow more housing development to increase overall supply and prevent its lowest income workers from being priced out of the state.



## CA Median Existing Home Price

\$651,840 | \$606,891

The drop in home sales has led to an increase in the number of available homes on the market, although the current level remains far below pre-pandemic inventories. This means that, despite the drop-off in sales, housing supply in the state remains incredibly constrained. Tight housing supply will have two consequences. First, when interest rates begin to fall, the consequent increase in buyers will again place upward pressure on housing prices. Second, while prices can and may go lower (prices have already started to turn down slightly), there is not enough supply in the market to provide the type of overhang that could lead to acute price declines.







# HdL<sup>®</sup> Companies

888.861.0220 | [solutions@hdlcompanies.com](mailto:solutions@hdlcompanies.com) | [hdlcompanies.com](http://hdlcompanies.com)

## HdL Companies

888.861.0220 | [solutions@hdlcompanies.com](mailto:solutions@hdlcompanies.com) | [hdlcompanies.com](http://hdlcompanies.com)

California's allocation data trails actual sales activity by three to six months. HdL compensates for the lack of current information by reviewing the latest reports, statistics and perspectives from fifty or more economists, analysts and trade associations to reach a consensus on probable trends for coming quarters. The forecast is used to help project revenues based on statewide formulas and for reference in tailoring sales tax estimates appropriate to each client's specific demographics, tax base and regional trends.

## Beacon Economics LLC

310.571.3399 | [BeaconEcon.com](http://BeaconEcon.com)

Beacon Economics has proven to be one of the most thorough and accurate economic research/analytical forecasting firms in the country. Their evaluation of the key drivers impacting local economies and tax revenues provides additional perspective to HdL's quarterly consensus updates. The collaboration and sharing of information between Beacon and HdL helps both companies enhance the accuracy of the work that they perform for their respective clients.



**City of Placerville  
Water Purchased vs. Water Sold in Acre Feet  
From January 1, 2017 to December 31, 2022**

